

**THE PUREST** AIR EXPERIENCE.

 **FABER**

FRANKE'S AIR EXPERT

COLLECTION 2023









## ***FRANKE'S AIR EXPERT.***

At Faber, we are proud of our significant heritage.

We invented the first hood in 1955.

Since 1958, we have been offering hoods and air treatment solutions that meet consumer's needs and respect the environment.

Since 2005, we have been the **Air Expert of the Franke Group**, which for over 100 years stands for high quality, innovative engineering and exceptional design. Its recipe for success: building on traditions while creating new things. Together, we have grown successfully over all these years.

In 2021, Franke and Faber brands both became part of **Franke Home Solutions division**, a logical step to expand the Group's presence in the kitchen and conquer new territories together. By joining forces, we are making even better use of our know-how, experience and complementary skills.

We are now taking the opportunity to proudly announce our competence in air treatment and our expert position within the Franke Group.

It's the right moment to take this step forward, as this new endorsement, **Franke's Air Expert**, will enrich Faber and Franke with additional values. That's why, thanks to our leading expertise in air treatment, we are **Franke's Air Expert**.

## IMPROVING AIR QUALITY SINCE 1955.

At Faber, we are proud of our significant heritage.

Air is part of our origin and we have a unique expertise in our sector. Over the years we've molded air into a thousand forms, using steel, plexiglass, glass and wood. We've turned the kitchen hood into an object of design. We've given it smart functions: light fittings, air conditioner and filters. In brief, we have connected it to the future.

**We understand how the world is changing and we keep innovating to make tomorrow's air even purer.**

We are proud to be part of the **Franke Group as its Air Expert.**

1955

Faber Plast is founded.



1958

The first Plexiglass hood.



1986

NOVA  
The first chimney hood.



1995

AXIA  
The first T Shape hood.



1999

M@STER  
The first smart hood.



2004

MATRIX  
The first hood that hangs like a picture.



2008

KLIMA  
The first air conditioning hood.



2010

F-LIGHT GENERATION  
The first chandelier hood.



2016

TALÌKA  
The first totally vertical hood.



2018

GLOW  
With Airplane Technology.



2019

GALILEO  
The first hob extractor in A+++



2020

K-AIR  
The first touch screen connected hood with air quality sensor.



2021

AIR HUB  
Faber enters the world of purification.



2022

AIR HUB PORTABLE  
The first Faber hygieniser with exclusive 4x4 technology.





# A VISION OF GLOBAL REACH.

## **A vision of global reach.**

Faber has a lot in common with air... both are present all over the world. Our task is to improve the air quality in your house and on our planet.

## **Investing in the world.**

Always growing, to serve more people.

## **Thinking long term.**

All around competence: automation, robotics, IT, total quality.

## **Innovating continuously.**

Engineering research, advanced solutions, living benefits.

## **Designing the future.**

Ergonomics, design, functionality, comfort, style and wellbeing for the home.




# OUR FIRST INSPIRATION: PEOPLE.

At Faber, we know how to look far but also very close.  
We look at people because they are our inspiration.  
Their needs and desires are the basic principles for which we  
strive to supply better and better products, time after time.

We study every single action people do in a Kitchen, even the  
smallest one. This allows us to offer products realized in  
accordance with the needs of the people.

Because everything depends on wellness of the people.







# SAFETY IS IN RELIABLE HANDS

Reliability is a constant characteristic of all Faber products. When everything is working as it should, home is a more useful place. And when the air is pure and clean, home becomes a place of true functionality. That's what reliability means to us: making life better for years to come.

## RECORDS IN EXCELLENCE

- The first **ISO 9001** Quality Certification in the field of kitchen hoods.
- **SGS Certificate of Excellence n°001**: a worldwide first.
- Integrated Management System for Quality (**ISO 9001:2015**), Occupational Health and Safety (**ISO 45001**) and the Environment (**ISO 14001**) certified by SGS.
- Products conforming to the strictest safety requirements and to standards **EN 61591** and **EN 60704-3**, tested in an authorized in-house laboratory, certified and guaranteed by leading international bodies.

**IMQ** The Italian Quality Mark

**CE** The EU Safety Mark

**SEMKO** International Safety Certification by Intertek ETL

**UL** The Quality Mark for the USA and Canada

**CCC** The Chinese Quality Mark



# TABLE OF CONTENTS

## PRO & UNDER CABINET

<b>NEW</b> BREVA PRO	34
<b>NEW</b> TIVANO	42
CAMINO PRO	48
LEVANTE II	52
LEVANTE G	56
LEVANTE E	57

## WALL

<b>NEW</b> STILO GLASS	60
STILO	66
DIAMANTE	68
<b>NEW</b> DAMA	70
NOVA PRO	74
<b>NEW</b> CLASSICA PLUS	78
TENDER	82
TRATTO	83

## ISLAND & CEILING

STRATUS ISOLA	88
HIGH-LIGHT	92
DAMA ISOLA	96

## INSERT

INCA SD	100
INCA HC	103
INCA PRO PLUS	104
<b>NEW</b> INCA PRO 18	108
INCA IN-LIGHT	114
<b>NEW</b> INCA LUX PLUS	118
<b>NEW</b> INCA LUX	123
INCA SMART SS	124
INCA SMART GR	125

## INTEGRATED

FLEXA	128
CRISTAL	131

## DOWN DRAFT

SCIROCCO LUX	134
SCIROCCO PLUS	135

## ICONIC

ZOOM	138
CHLOE	142
CYLINDRA	144
CYLINDRA ISOLA	145






# ADVANCED TECHNOLOGY FOR REAL **LIFE BENEFITS.**

FABER  
CLOUD



The exclusive Faber Cloud app can be used to monitor the air quality in your kitchen by adjusting the settings of your hood at any time, even from any mobile device.

ENERGY  
MOTOR



The energy-efficient Energy Motor allows for longer duct runs, improving performance, reducing noise and giving you greater installation options.

VARI-DUCT



For increased installation options and better energy efficiency, Vari-Duct allows air to be vented via the top or back of a hood.

SELF  
START



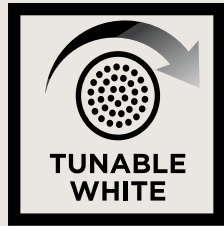
A special sensor switches the hood on as soon as air temperature reaches 130°F. A smart sensor activates your hood automatically whenever needed.

SOUND  
PRO



Reducing turbulence and swirls in the internal airflow, the new blowers technology succeeds in both limiting noise and improving the sound quality of the hood.

TUNABLE  
WHITE



Choose and vary the color temperature of the light, from warmer (tending to yellow) to colder (tending to white).

REMOTE  
CONTROL



The ADA compliant wireless remote conveniently controls all the hood's features.

FILTER  
ALARM



Filter saturation alarm: warns you when it is time to clean the grease filter.

INTENSIVE  
SPEED



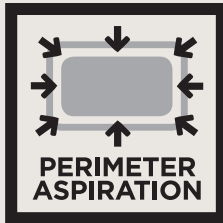
Designed to deal with even the strongest cooking aromas, the Intensive Speed function activates maximum extraction power for 10 minutes.

24 HOUR



Keeping kitchens fresh and odor free around the clock, the 24 Hour feature automatically turns the hood on for 10 minutes every hour.

PERIMETER  
ASPIRATION



By drawing air through a narrowed channel, Perimeter Aspiration increases suction and reduces noise without increasing energy consumption.

REMOTE  
BLOWER



Allows for higher performance levels, improves efficiency and reduces air noise.

DELAY



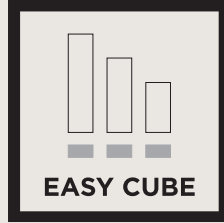
Automatic shutdown delay: postpones the motor shutdown to eliminate residual odors completely.

UP AND  
DOWN




Combining the function of a hood with a light fitting. The hood descends towards the cooktop to optimize suction and then rises back to the ceiling once cooking odors have been extracted.

EASY CUBE




For faster, hassle-free fitting, Easy Cube makes installing and levelling hoods so much simpler.

VAM



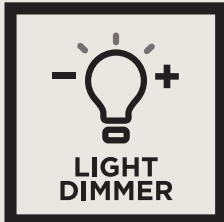
VAM (Variable Air Management System) features enable you to permanently set extraction speeds in line with local building codes.

LED  
LIGHT



More durable, brighter and energy-efficient, cool to touch LED Lights offer exceptional performance compared to standard bulbs.

LIGHT  
DIMMER




Dimmable light: at the touch of a button the light is dimmed down and can be left on for extended time with minimal energy consumption.

PRO  
MOTOR




Helping increase airflow through the hood, our Pro Motor delivers more powerful extraction to take care of even the strongest cooking odors.

EASY  
SNAP



The exclusive Easy Snap clip system is designed for an effortless installation of cabinet mounted hoods.

SEAMLESS  
CHIMNEY



The single-piece Seamless Chimney is easier to install, easier to clean and offers a more refined look.



# TAKE CARE OF THE AIR YOU BREATHE

At Faber, we use air technology to improve people's well-being and quality of life. Living with a Faber hood means feeling protected in your home and natural environment through improved air quality.

## **SELF START**

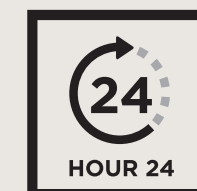
A special sensor switches the hood on as soon as the air temperature reaches 130°F. Faber loves to make cooking easier and more enjoyable!

## **24-HOUR**

Keeping kitchens fresh and odor free around the clock, the 24-hour feature automatically turns the hood on for 10 minutes every hour.

## **FILTER ALARM**

The filter saturation alarm takes out the guesswork and will warn you when it is time to clean the grease filters or replace charcoal filters.








**HIGH FILTERING**  
Faber range hoods are capable of removing up to 95% of cooking odors.

# AIR QUALITY UNDER CONTROL

AND THE HOOD STARTS ITSELF AUTOMATICALLY

Wellness starts with us and the choices we make to live our best lives. Breathing pure air inside our home is essential to living well. Faber range hoods eliminate cooking pollutants for safe, clean air in your kitchen.

**Models with SELF START technology**



**Models with 24 HOUR technology**



**Models with ALARM FILTER technology**





# THE FIRST COMFORT IS SILENCE



As kitchens become places for meeting and sharing moments at home, hoods increasingly need to combine high performances with silent motors. Following in-depth studies and extensive research, Faber was able to develop a solution: Sound Pro.

## **SOUND PRO**

Faber's new Sound Pro blowers reduce turbulence and swirls in the internal airflow, the new blower technology succeeds in both limiting noise and improving the sound quality of the hood.





- Fluid Dynamic Optimization
- Noise Reduction
- Limits Noise Threshold



# HUSH, IT'S COOKING TIME!

## FLUID DYNAMIC OPTIMIZATION

Thanks to an innovative design, the new blower significantly reduces turbulence and vortex of the internal airflow.

## NOISE REDUCTION AND SOUND QUALITY OPTIMIZATION

At maximum power, the new technology limits the noise threshold of the hood up to -6db\*, but it doesn't stop there. It also optimizes the sound produced, reducing the disturbance caused by high frequencies.

Now available in these Faber models.



**NEW** STILO GLASS



**NEW** DAMA



**NEW** INCA LUX PLUS



**NEW** INCA LUX



# FREE HANDS IN THE KITCHEN



The beauty of cooking is also that you can express yourself freely, without distractions. When you have a Faber range hood with Faber Cloud technology, you can manage the hood remotely with simple and intuitive functions.

## **ALWAYS CONNECTED**

Faber has created an intelligent connection between a smart device and a Faber range hood, through an integrated system that works with WiFi. A simple gesture is all it takes to control the hood from anywhere in the home. At the same time, the perfect operation of the hood can be controlled to extract cooking vapors and odors.





Faber Cloud seamlessly connects the Wi-Fi enabled Faber range hoods to any Android or iOS smart device so you can control your kitchen's environment from anywhere.



- Adjust light setting
- Change fan speed
- Activate boost mode
- Set 24-hour mode
- Check filter life status
- Operate auto-off timer



Pair Brevia Pro with Amazon Alexa, Google Home, or Siri to use voice commands to turn the hood on and off, adjust blower speed and set the auto-timer.

**Now available in these Faber models.**



**NEW** STILO GLASS



**NEW** INCA LUX PLUS



**NEW** BREVA PRO

# THE IDEAL SOLUTION FOR YOUR **HOME**



**PERIMETER ASPIRATION:  
EXCLUSIVE TO FABER  
TECHNOLOGY, CREATING  
PURER AIR WITH MORE  
EFFICIENT EXTRACTION.**



**FABER HOODS HAVE A LOWER  
ENVIRONMENTAL IMPACT  
WITH LED LIGHTING AND  
ENERGY-EFFICIENT  
CONSUMPTION OF THE MOTOR.**



**THANKS TO THE FABER  
CLOUD, YOU CAN MANAGE  
YOUR HOOD ON ANY  
MOBILE DEVICE.**

(AVAILABLE ON STILO GLASS, INCA  
LUX PLUS, BREVA 11, BREVA 18)



**HOODS EQUIPPED WITH THE  
SMARTEST FEATURES, TIMERS,  
REMOTE CONTROLS AND  
CONNECTION TO THE HOME.**



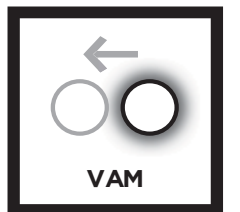
# THE MOST EFFECTIVE **EXTRACTION** TECHNOLOGY

## **SUPERIOR EXTRACTION**

The PRO blower technology makes as little noise as possible even at maximum power. With 10% more extraction even the most persistent cooking vapors and smells are eliminated in just a few minutes.



## VARIABLE AIR **MANAGEMENT SYSTEM**



Adjusting CFMs to meet local building codes is easy with the Variable Air Management (VAM) feature on certain Faber models.

Our exclusive VAM technology allows you to adjust your hood to the most common CFM levels: 295, 395 or 600 class performance.

VAM aids in helping the installer set the speed permanently to a lower CFM based on local make up air codes.







# PRO & UNDER CABINET HOODS

NEW	BREVA PRO	34
NEW	TIVANO	42
	CAMINO PRO	48
	LEVANTE II	52
	LEVANTE G	56
	LEVANTE E	57







# MORE POWER LESS NOISE

The Brevia Pro’s attention to detail makes it both aesthetically pleasing and capable of top-level performance in filtering out cooking particles, for improved air quality in your kitchen.



**STAINLESS STEEL PRO BAFFLES**  
The Pro Baffle filter system traps grease while the exhaust fans eliminate odors, smoke and cooking pollutants.



**INTENSIVE SPEED**  
Activates maximum extraction power for six minutes to eliminate even the strongest cooking aromas and harmful by-products.



**DELAY OFF**  
Automatically delays the shutdown of the blower to eliminate any residual odors completely.



**LIGHT DIMMER - 2 LEVELS**  
At the touch of a button, the light is dimmed down and can be left on for extended time with minimal energy for consumption.



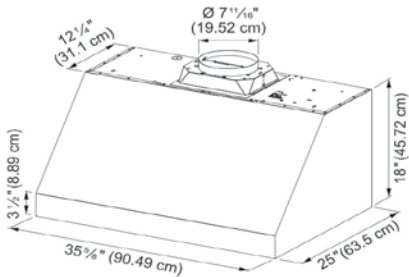
**SUPERIOR EXTRACTION**  
The PRO blower technology makes as little noise as possible even at maximum power. With 10% more extraction it makes your kitchen a more comfortable environment.






**FRIENDLY USER INTERFACE**  
Control your hood’s five speeds, lights with two dimmers, shut off timer and filter wash reminder.

The Brev Pro innovative design marries function and form to beautify and benefit every home by improving the environment in ways that can be both seen and felt.



NOTE: DIMENSIONS FOR 36"

**NEW** **BREVA PRO 18**



MODEL	FUN	SIZE/MATERIAL	MOTOR CLASS
-------	-----	---------------	-------------

BREV308SS600	335.0668.703	30" Stainless Steel	PRO 295/395/600 Metal Impellers
BREV368SS600	335.0668.704	36" Stainless Steel	PRO 295/395/600 Metal Impellers
BREV48SS1200	335.0668.702	48" Stainless Steel	PRO 1200 Metal Impellers

FEATURES	PERFORMANCE	ACCESSORIES
----------	-------------	-------------

**Dimensions**

Ceiling Height	See page 148
Canopy Depth-Height	25" D x 18" H

**Ducting**

Type	Ducted / Ductless with DUCTGR kit
Duct Size	Vari-Duct - 8" Round Top or Rear Vent. With 2nd blower, 10" Top or Rear Vent

**Lighting**

Type	Energy-Efficient LED
# of Bulbs	2 Lights - 1 Watt - 3 Level on 30" 3 Lights - 1 Watt - 3 Level on 36" 4 Lights - 1 Watt - 3 Level on 48"

**Grease Filters**

Filter Type	Pro Stainless Steel Baffle
Filter Wash Reminder	Yes
Dishwasher Safe	Yes
Dishwasher Safe Grease Rail	Yes

**Motor**

No. of Fan Speeds	5
Motor Class	PRO 295 / 395 / 600 Metal Impellers PRO 1200 Metal Impellers for 48"
Variable Air Management	295, 395, 600 CFM
Display	
Controls	Digital LED
Heat Sensor	Yes
Delay Shut-off	30 Minutes
Intensive Speed	2 Levels x 6 Minutes

**Other**

ADA Compliant	With Remote Control
APP or Voice Controlled	Faber Cloud App, Apple Siri, Google Home or Amazon Alexa compatible voice control
Remote Control	Purchase Separately
Power Cord Included	Yes
24 Hour Anti Pollution Mode	Yes

**TELEPRO30**  
Telescopic Chimney Kit 30"

**TELEPRO36**  
Telescopic Chimney Kit 36"

**TELEPRO48**  
Telescopic Chimney Kit 48"

**FILTER6**  
Charcoal Filter

**BACK30**  
Backsplash 30"

**BACK36**  
Backsplash 36"

**BACK48**  
Backsplash 48"

**WIREBOX2**  
Fixed Wire Box

**DUCTGRT304**  
Ductless Vent Grate Recirc. Kit 30" (Adds 4" Height)

**DUCTGRT364**  
Ductless Vent Grate Recirc. Kit 36" (Adds 4" Height)

**IB600PR**  
1200 CFM Pro Motor (For BREV368SS600 - Adds a Second Blower)

**REMORIG**  
Remote Control

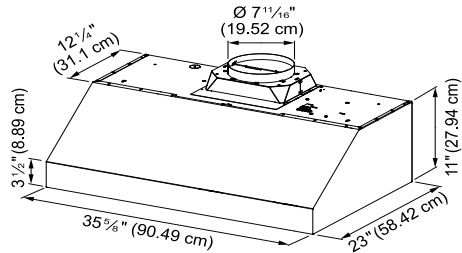
**MUDAMPER8**  
8" Make-up Air Kit

**MUDAMPER10**  
10" Make-up Air Kit (Use with IB600PR)




**VARIABLE AIR MANAGEMENT**  
For increased installation options and energy efficiency, Vari-Duct allows air to be vented to the top or back of the hood.

The Brevia Pro innovative design marries function and form to beautify and benefit every home by improving the environment in ways that can be both seen and felt.



NOTE: DIMENSIONS FOR 36"




NEW **BREVA PRO 11**

MODEL	FUN	SIZE/MATERIAL	MOTOR CLASS
BREV301SS600	300.0668.705	30" Stainless Steel	PRO 295/395/600 Metal Impellers
BREV361SS600	300.0668.707	36" Stainless Steel	PRO 295/395/600 Metal Impellers

FEATURES		PERFORMANCE		ACCESSORIES
<b>Dimensions</b>		<b>Motor</b>		<b>TELEPRO30</b> Telescopic Chimney Kit 30"
Ceiling Height	See page 148	No. of Fan Speeds	5	<b>TELEPRO36</b> Telescopic Chimney Kit 36"
Canopy Depth-Height	23" D x 11" H	Motor Class	PRO 295 / 395 / 600 Metal Impellers	<b>FILTER6</b> Charcoal Filter
<b>Ducting</b>		Variable Air Management	295, 395, 600 CFM	<b>BACK30</b> Backsplash 30"
Type	Ducted / Ductless with DUCTGR Kit	<b>Display</b>		<b>BACK36</b> Backsplash 36"
Duct Size	Vari-Duct - 8" Round Top or Rear Vent	Controls	Digital LED	<b>WIREBOX2</b> Fixed Wire Box
<b>Lighting</b>		Heat Sensor	Yes	<b>DUCTGRT304</b> Ductless Vent Grate Recirc. Kit 30" (Adds 4" Height)
Type	Energy-Efficient LED	Delay Shut-off	30 Minutes	<b>DUCTGRT364</b> Ductless Vent Grate Recirc. Kit 36" (Adds 4" Height)
# of Bulbs	2 Lights - 1 Watt - 3 Level on 30"  3 Lights - 1 Watt - 3 Level on 36"	Intensive Speed	2 Levels x 6 Minutes	<b>REMORIG</b> Remote Control
<b>Grease Filters</b>		<b>Other</b>		<b>MUDAMPER8</b> 8" Make-up Air Kit
Filter Type	Pro Stainless Steel Baffle	ADA Compliant	With Remote Control, Voice activated smart speaker or Faber Cloud App	
Filter Wash Reminder	Yes	APP or Voice Controlled	Faber Cloud App, Apple Siri, Google Home or Amazon Alexa compatible voice control	
Dishwasher Safe	Yes	Remote Control	Purchase Separately	
Dishwasher Safe Grease Rail	Yes	Power Cord Included	Yes	
		24 Hour Anti-Pollution Mode	Yes	







# LESS CONSUMPTION MORE EFFICIENCY

Tivano’s powerful energy-efficient 395 CFM interior motor delivers quiet yet powerful smoke and odor removal. The multi-speed control allows precise adjustments to desired fan speed for optimal clean air performance.

### LED LIGHTS


Adequate lighting is essential while cooking. The Tivano LED task lighting provides excellent visibility over the entire cooking area, with a considerable energy saving.

### STAINLESS STEEL MESH FILTERS

The effective filter system in Tivano provides a large surface to capture both large and small cooking particles. Dishwasher safe.

### REMOTE CONTROL

The optional wireless remote conveniently controls blower speed, lights and more. Controlling your hood is easier then ever. ADA compliant.

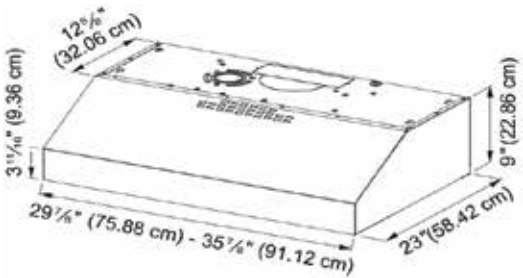


Efficient energy motor allows for longer duct runs, improved performance, reduced noise, and increased installation options.





Tivano hoods’ minimalist design and high extraction capacity is complemented by their extraordinary usability and functionality.



NEW

TIVANO



MODEL	FUN	SIZE/MATERIAL	MOTOR CLASS
TVNO30SS395	300.0668.709	30" Stainless Steel	395 CFM
TVNO36SS395	300.0668.708	36" Stainless Steel	395 CFM

FEATURES		PERFORMANCE		ACCESSORIES
<b>Dimensions</b>		<b>Motor</b>		<b>FILTER5</b> Charcoal Filter Kit  <b>REMORIG</b> Wireless Remote Control
Canopy Depth-Height	23" D x 9" H	No. of Fan Speeds	4	
<b>Ducting</b>		Motor Class	395 CFM	
Type	Ducted/Ductless	Energy-Efficient Motor	Yes	
Duct Size		<b>Display</b>		
	Vari-Duct 7" round (top), 3 ¼" x 10" Rectangle (top/back)	Controls	Electronic with White LED	
<b>Lighting</b>		Intensive Speed	10 Minutes	
Type	Energy-Efficient LED	Delay Shut-off	15 Minutes	
# of Bulbs	Two - 5 Watt - 1 Level	<b>Other</b>		
<b>Grease Filters</b>		ADA Compliant	With Remote Control	
Filter Type	Stainless Steel Mesh	Remote Control	Purchase Separately	
Dishwasher Safe	Yes	Fixed Wiring Box	Yes	

BUILT-IN DUCTLESS  
RECIRCULATING VENTING

Cooking pollutants from the air are being pushed through the hood and charcoal filter to trap particles before returning back to the kitchen.



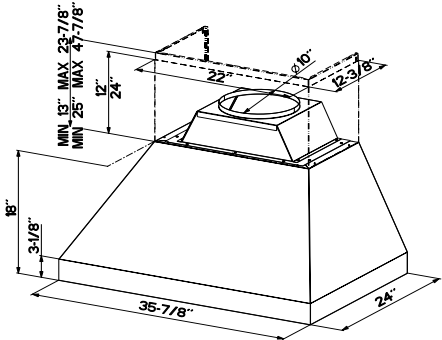






**SELF-START**  
The intelligent sensor activates your hood automatically when the air temperature reaches 130°F.

Camino Pro is a range hood that looks beyond your kitchen walls, opening up new horizons in design and redefining life in the home. This industrial-designed hood packs the performance needed. The PRO motor and stainless baffle filters deliver a powerful extraction system to make the air cleaner.



NOTE: DIMENSIONS FOR 36"

# CAMINO PRO



MODEL	FUN	SIZE/MATERIAL	MOTOR CLASS
CAPR36SS600	335.0564.582	36" Stainless Steel	600 CFM PRO
CAPR36SS1200	335.0564.581	36" Stainless Steel	1200 CFM PRO
CAPR48SS1200	335.0564.570	48" Stainless Steel	1200 CFM PRO

CHOOSE YOUR DUCT COVER	
CHIM2224	36" Camino Chimney 8' - 9' Ceiling
CHIM2248	36" Camino Chimney 9' - 11' Ceiling
CHIM3424	48" Camino Chimney 8' - 9' Ceiling
CHIM3448	48" Camino Chimney 9' - 11' Ceiling

FEATURES		PERFORMANCE		ACCESSORIES
<b>Dimensions</b>		<b>Motor</b>		<b>CFMRED</b>
Canopy Depth-Height	24" D x 18" H	No. of Fan Speeds	4	CFM Reducer Kit 300 CFM
<b>Ducting</b>		Motor Class		<b>CFMRED2</b>
Type	Ducted/ Recirculating with FILTER1/FILTERILL2	PRO 600/1200 Metal Impellers		CFM Reducer Kit 400 CFM
Duct Size 600 CFM	Vari-Duct - 6" Round Top or Rear Vent	Self Start Heat Sensor		<b>MUDAMPER6</b>
Duct Size 1200 CFM	Top Two - 6" Round or One - 10" Round	Yes		6" Make-up Air Kit
<b>Lighting</b>		<b>Display</b>		<b>MUDAMPER8</b>
Type	Energy-Efficient LED	Controls		8" Make-up Air Kit
# of Bulbs - 36"	Two - 5 Watt - 2 Level	Electronic Rainbow Knob		<b>MUDAMPER10</b>
# of Bulbs - 48"	Four - 5 Watt - 2 Level	Intensive Speed		10" Make-up Air Kit
Light Dimmer	Yes	Delay Shut-off		<b>FILTER1</b>
<b>Grease Filters</b>		10 Minutes		Replacement Charcoal Filter Kit (2 x 1200 CFM)
Filter Type	Pro Stainless Steel Baffle	<b>Other</b>		<b>FILTERILL2</b>
Dishwasher Safe	Yes	ADA Compliant		Long Lasting Charcoal Filter Kit (2 x 1200 CFM)
		Fixed Wiring Box		



LEVANTE  
TIMELESS,  
COMFORTABLE,  
VERSATILE

The simplicity that makes you love it and the ease of use that improves everyday life, with the certainty of constant and enduring reliability.



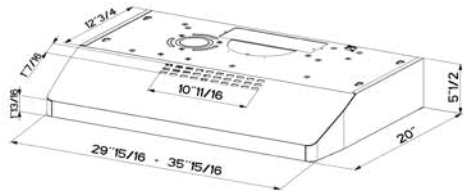
**MULTI-SPEED MOTOR:**

Levante's interior motor delivers quiet, powerful smoke and odor removal. Multi-speed control allows precise fan speed adjustment.






Levante II range hood satisfies all practical requirements while being remarkably effective in neutralizing fumes, vapors, and odors in the kitchen, making the environment even more comfortable.



# LEVANTE II



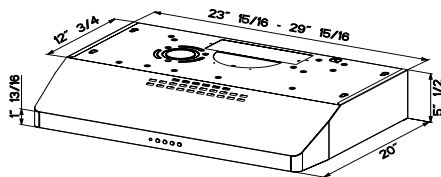
MODEL	FUN	SIZE/MATERIAL	MOTOR CLASS
LEVTV30SS395	300.0669.604	30" Stainless Steel	395 CFM PRO
LEVTV36SS395	300.0669.602	36" Stainless Steel	395 CFM PRO



**GREEN INNOVATION**  
The energy efficient LED lights consume next to nothing and produce a pleasantly natural light that ensures pleasant visibility without altering colors.

FEATURES		PERFORMANCE		ACCESSORIES
<b>Dimensions</b>		<b>Motor</b>		<b>FILTERS</b> Charcoal Filter Kit  <b>REMORIG</b> Wireless Remote Control
Canopy Depth-Height	21" D x 5 ½" H	No. of Fan Speed	4	
<b>Ducting</b>		Motor Class	395 CFM	
Type	Ducted/Ductless	Energy-Efficient Motor	Yes	
Top Vent	Vari-Duct - 7" Round, 3 ¼" x 10" Rectangle	<b>Display</b>		
Rear Vent	Vari-Duct 3 ¼" x 10" Rectangle	Controls	Electronic with White LED	
<b>Lighting</b>		Intensive Speed	10 Minutes	
Type	Energy-Efficient LED	Delay Shut-off	15 Minutes	
# of Bulbs	Two - 5 Watt - 1 Level	<b>Other</b>		
<b>Grease Filters</b>		ADA Compliant	With Remote Control	
Filter Type	Stainless Steel Mesh	Remote Control	Purchase Separately	
Dishwasher Safe	Yes	Fixed Wiring Box	Yes	

FABER / 5



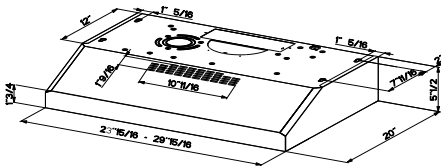
# LEVANTE G



MODEL	FUN	SIZE/MATERIAL	MOTOR CLASS
LEV G24SS300	300.0622.854	24" Stainless Steel	300 CFM
LEV G30SS300	300.0622.855	30" Stainless Steel	300 CFM

FEATURES		PERFORMANCE		ACCESSORIES
<b>Dimensions</b>		<b>Motor</b>		<b>FILTER5</b> Charcoal Filter Kit
Canopy Depth-Height	21" D x 5 ½" H	No. of Fan Speeds	4	
<b>Ducting</b>		Motor Class	300	
Type	Ducted/Ductless	Energy-Efficient Motor	Yes	
Top Vent	Vari-Duct - 7" Round, 3 ¼" x 10" Rectangle	<b>Display</b>		
Rear Vent	Vari-Duct 3 ¼" x 10" Rectangle	Controls	Electronic Push Button	
<b>Lighting</b>		Intensive Speed	10 Minutes	
Type	Halogen	<b>Other</b>		
# of Bulbs	Two - 35 Watt 1 Level	ADA Compliant	No	
<b>Grease Filters</b>		Fixed Wiring Box	Yes	
Filter Type	Mesh			
Dishwasher Safe	Yes			

56 / FABER



# LEVANTE E



MODEL	FUN	SIZE/MATERIAL	MOTOR CLASS
LEV E24SS200	300.0669.597	24" Stainless Steel	200 CFM
LEV E24WH200	300.0669.600	24" White	200 CFM
LEV E30SS200	300.0669.599	30" Stainless Steel	200 CFM
LEV E30WH200	300.0669.598	30" White	200 CFM

FEATURES		PERFORMANCE		ACCESSORIES
<b>Dimensions</b>		<b>Motor</b>		<b>FILTER8</b> Charcoal Filter Kit
Canopy Depth-Height	21" D x 5 ½" H	No. of Fan Speeds	2	
<b>Ducting</b>		Motor Class	200	
Type	Ducted/Ductless	Energy-Efficient Motor	Yes	
Top Vent	Vari-Duct - 7" Round, 3 ¼" x 10" Rectangle	<b>Display</b>		
Rear Vent	Vari-Duct 3 ¼" x 10" Rectangle	Controls	Rocker Switch	
<b>Lighting</b>		<b>Other</b>		
Type	Incandescent	ADA Compliant	With Separate Wall Switch	
# of Bulbs	One - 40 Watt - 1 Level	Fixed Wiring Box	Yes	
<b>Grease Filters</b>				
Filter Type	Mesh			
Charcoal Filter	One Included			
Dishwasher Safe	Yes			

FABER / 57





# WALL HOODS

NEW	STILO GLASS	60
	STILO	66
	DIAMANTE	68
NEW	DAMA	70
	NOVA PRO	74
NEW	CLASSICA PLUS	78
	TENDER	82
	TRATTO	83







NEW



The Stilo Glass has a backlit LED touch control for seamless operation of the range hood.

WALL

The Stilo Glass makes an impression with its modern black glass and stainless design, discreet touch control, and strong performance. Its 24 hour pollution control effectively captures cooking vapors, and to ensure all odors are eliminated, simply activate the delay shutdown function.



#### FABER CLOUD

Faber Cloud seamlessly connects the Wi-Fi enabled Stilo Glass to any Android or iOS smart device so you can control your kitchen's environment from anywhere.


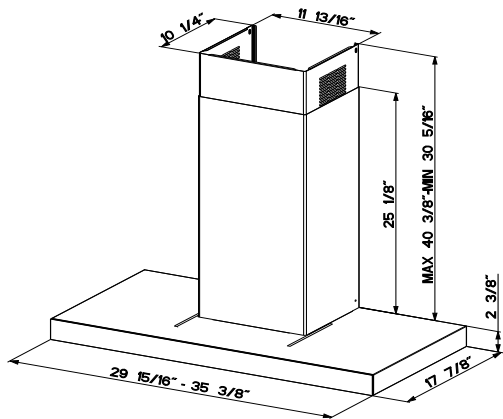


#### SOUND PRO

Reducing turbulence and swirls in the internal airflow, the new Sound Pro blowers technology succeeds in both limiting noise and improving the sound quality of the hood



**SOUND PRO**  
Reducing turbulence and swirls in the internal airflow, the new Sound Pro blower technology succeeds in both limiting noise and improving the sound quality of the hood.



NEW **STILO GLASS**

MODEL	FUN	SIZE/MATERIAL	MOTOR CLASS
STGL30SSV	325.0678.082	30" Stainless Steel / glass front	295 / 395 / 600 CFM
STGL36SSV	325.0678.081	36" Stainless Steel / glass front	295 / 395 / 600 CFM

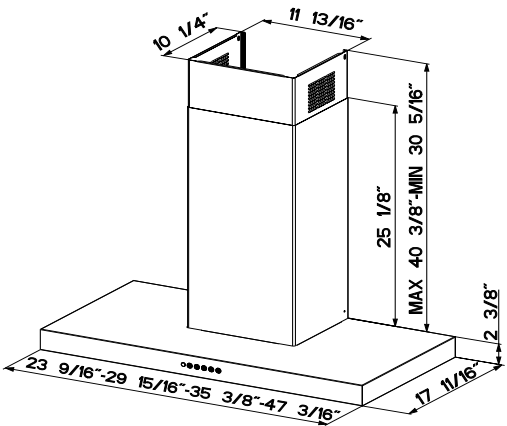
FEATURES		PERFORMANCE	ACCESSORIES (sold separately)
<b>Dimensions</b>		<b>Motor</b>	<b>HIGH3</b> High Ceiling Chimney Kit (up to 11')
Ceiling Height	See page 148	No. of Fan Speeds	4 Speed
Canopy Depth-Height	17 7/8" D x 2 3/8" H	Motor Class	295/395/600
<b>Ducting</b>		Variable Air Management	Ability to set to 295, 395, 600 CFM
Type	Ducted/ Ductless with DUCT4 Kit	Energy Efficient Motor	Yes
Duct Size	Top 6" Round	Sound Pro	Yes
<b>Lighting</b>		<b>Display</b>	
Type	Energy-Efficient LED	Controls	Digital LED behind glass
# of Bulbs	Two - 1 Watt - 1 Level	Intensive Speed	6 Minutes
<b>Grease Filters</b>		Delay Shut-off	15 Minutes
Filter Type	Stainless Mesh	Anti-Pollution Mode	24 Hours
Dishwasher Safe	Yes	<b>Other</b>	
Filter Wash Alarm	Yes	ADA Complaint	With Remote Control, Voice activated smart speaker or Faber Cloud App
		APP or Voice Controlled	Faber Cloud App, Apple Siri, Google Home or Amazon Alexa compatible voice control
		Remote Control	Purchase Separately
		Power Cord	Included
			<b>MUDAMPER6</b> 6" Make-up Air Kit
			<b>MUDAMPER8</b> 8" Make-up Air Kit
			<b>REMORIG</b> Wireless Remote Control
			<b>WIREBOX</b> Fixed Wiring Box





**VARIABLE AIR MANAGEMENT**  
Easily set extraction speeds in line with building codes through the soft touch control panel.

A classic T-Shape wall hood with a host of features. The quiet and efficient Stilo is so smart that it will even tackle lingering food odors after the hood is switched off with the delayed shut-off feature.



WALL

# STILO



MODEL	FUN	SIZE/MATERIAL	MOTOR CLASS
-------	-----	---------------	-------------

STIL24SSV2	325.0653.733	24" Stainless Steel	295/395/600 CFM
STIL30SSV2	325.0653.732	30" Stainless Steel	295/395/600 CFM
STIL36SSV2	325.0653.680	36" Stainless Steel	295/395/600 CFM
STIL48SSV2	325.0653.731	48" Stainless Steel	295/395/600 CFM

FEATURES	PERFORMANCE	ACCESSORIES (sold separately)
----------	-------------	-------------------------------

### Dimensions

Ceiling Height	See page 148
----------------	--------------

Canopy Depth-Height	18 1/2" D x 2 3/8" H
---------------------	----------------------

### Ducting

Type	Ducted/ Ductless with DUCT4
------	-----------------------------

Duct Size	Top 6" Round
-----------	--------------

### Lighting

Type	Energy-Efficient LED
------	----------------------

# of Bulbs	Two - 1 Watt - 1 Level
------------	------------------------

### Grease Filters

Filter Type	Mesh
-------------	------

Dishwasher Safe	Yes
-----------------	-----

### Motor

No. of Fan Speeds	4 Speed
-------------------	---------

Motor Class	295/395/600
-------------	-------------

Variable Air Management	Ability to set to 295, 395, 600 CFM
-------------------------	-------------------------------------

### Display

Controls	Electronic with White LED
----------	---------------------------

Intensive Speed	10 Minutes
-----------------	------------

Delay Shut-off	15 Minutes
----------------	------------

### Other

ADA Complaint	With Remote Control
---------------	---------------------

Remote Control	Purchase Separately
----------------	---------------------

Power Cord	Included
------------	----------

**HIGH3**  
High Ceiling Kit Stainless (up to 11')

**DUCT4**  
Ductless Conversion Kit

**FILTER2**  
Replacement Charcoal Filter

**MUDAMPER6**  
6" Make-up Air Kit

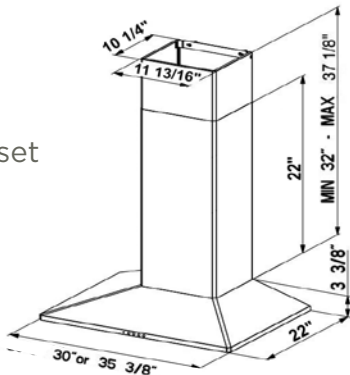
**MUDAMPER8**  
8" Make-up Air Kit

**REMORIG**  
Wireless Remote Control

**WIREBOX**  
Fixed Wiring Box



The streamlined Diamante hood offers an attractive alternative to other canopy hoods. This powerful, easy-to-install hood was built to perform, with diamond-cut corners – a stunning detail set to make any kitchen shine.



# DIAMANTE




MODEL	FUN	SIZE/MATERIAL	MOTOR CLASS
DIAM30SS	110.0180.104	30" Stainless Steel	600 CFM PRO
DIAM36SS	110.0180.105	36" Stainless Steel	600 CFM PRO

FEATURES		PERFORMANCE	ACCESSORIES (sold separately)
<b>Dimensions</b>		<b>Motor</b>	<b>HIGHDIAM</b> High Ceiling Kit to 10' 8"
Ceiling Height	See page 148	No. of Fan Speeds	4
Canopy Depth-Height	22" D x 3 3/8" H	Motor Class	PRO 600 Metal Impellers
<b>Ducting</b>		<b>Display</b>	<b>DUCTDIAM</b> Ductless Conversion Kit
Type	Ducted/ Ductless with DUCTDIAM	Controls	Digital LED
Duct Size	Top 6" Round	Intensive Speed	10 Minutes
<b>Lighting</b>		Delay Shut-off	30 Minutes
Type	Halogen	<b>Other</b>	<b>FILTER2</b> Replacement Charcoal Filter
# of Bulbs	Two -20 Watt (30") Three - 20 Watt (36") 2 Level	ADA Compliant	No
<b>Grease Filters</b>		Fixed Wiring Box	Included
Filter Type	Stainless Steel Baffle		<b>CFMRED</b> CFM Reducer Kit 300 CFM
Dishwasher Safe	Yes		<b>CFMRED2</b> CFM Reducer Kit 400 CFM
Easy Cube Mounting	Yes		<b>MUDAMPER6</b> 6" Make-up Air Kit
			<b>MUDAMPER8</b> 8" Make-up Air Kit



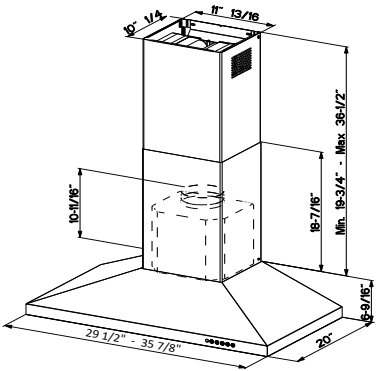






**LED LIGHTS**  
Brighter and energy-efficient, cool to touch LED Lights offer exceptional lighting to the cooktop.

The New Dama is the pinnacle of aesthetic perfection with the integration of Sound Pro for an outstanding quiet performance.



WALL

NEW **DAMA**



MODEL	FUN	SIZE/MATERIAL	MOTOR CLASS
DAMA30SSV2	320.0679.087	30" Stainless Steel	295/395/600 CFM
DAMA36SSV2	320.0679.088	36" Stainless Steel	295/395/600 CFM

FEATURES		PERFORMANCE		ACCESSORIES
<b>Dimensions</b>		<b>Motor</b>		<b>HIGH3</b> High Ceiling Kit to 11'
Ceiling Height	See page 148	No. of Fan Speeds	4 Speed	
Canopy Depth-Height	20" D x 6 5/16" H	Motor Class	295/395/600	<b>DUCT4</b> Ductless Conversion Kit
<b>Ducting</b>		Variable Air Management	Ability to set to 295, 395, 600 CFM	<b>FILTER2</b> Replacement Charcoal Filter
Type	Ducted / Ductless with DUCT4 kit	Energy Efficient Motor	Yes	<b>MUDAMPER6</b> 6" Make-up Air Kit
Duct Size	Top 6" Round	Sound Pro	Yes	<b>MUDAMPER8</b> 8" Make-up Air Kit
<b>Lighting</b>		<b>Display</b>		<b>REMORIG</b> Wireless Remote Control
Type	Energy-Efficient LED	Controls	Electronic with White LED	<b>WIREBOX</b> Fixed Wiring Box
# of Bulbs	Two - 1 Watt - 1 level	Intensive Speed	10 Minutes	
<b>Grease Filters</b>		Delay Shut-off	15 Minutes	
Filter Type	Stainless Steel Baffle	<b>Other</b>		
Dishwasher Safe	Yes	ADA Compliant	With Remote Control	
		Remote Control	Purchase Separately	
		Power Cord	Included	

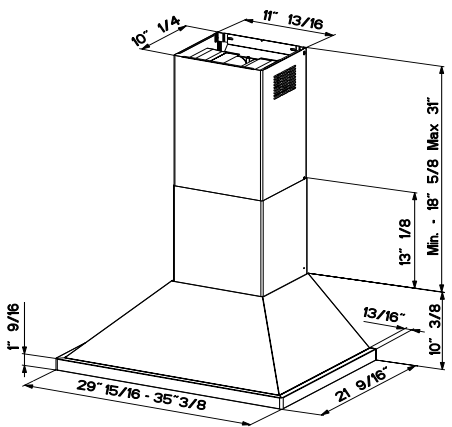








The versatile Nova Pro pairs natural flexibility with excellent functionality and distinctive looks. Its clean vertical lines and wrapped polished stainless edges make it a practical and beautiful choice for any kitchen style.



# NOVA PRO



MODEL	FUN	SIZE/MATERIAL	MOTOR CLASS
NOPR30SSV	320.0558.501	30" Stainless Steel	295/395/600 CFM PRO
NOPR36SSV	320.0558.410	36" Stainless Steel	295/395/600 CFM PRO



**PRO MOTOR**  
Faber Pro Motor is equipped with metal impellers that deliver more powerful extraction to take care of even the strongest air contaminants.

FEATURES		PERFORMANCE		ACCESSORIES
<b>Dimensions</b>		<b>Motor</b>		<b>HIGH3</b> High Ceiling Kit to 11' 8"
Ceiling Height	See page 148	No. of Fan Speeds	4	<b>DUCT5</b> Ductless Conversion Kit
Canopy Depth-Height	21 5/16" D x 10 3/8" H	Motor Class	PRO 295/395/600 Metal Impellers	<b>FILTER1</b> Replacement Charcoal Filter
<b>Ducting</b>		Variable Air Management	Ability to set to 295, 395, 600 CFM	<b>FILTER1LL2</b> Long Lasting Charcoal Filter
Type	Ducted/Ductless with DUCT5	<b>Display</b>		<b>MUDAMPER6</b> 6" Make-up Air Kit
Duct Size	Vari-Duct - 6" Round Top or Rear Vent	Controls	Electronic with White LED	<b>MUDAMPER8</b> 8" Make-up Air Kit
<b>Lighting</b>		Intensive Speed	10 Minutes	<b>REMORIG</b> Wireless Remote Control
Type	Energy-Efficient LED	Delay Shut-off	15 Minutes	<b>WIREBOX</b> Fixed Wiring Box
# of Bulbs	Two - 5 Watt - 1 level	<b>Other</b>		
<b>Grease Filters</b>		ADA Compliant	With Remote Control	
Filter Type	Stainless Steel Baffle	Remote Control	Purchase Separately	
Dishwasher Safe	Yes	Power Cord	Included	



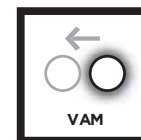


The Classica Plus will not only spare you the long hours of cleaning but will also amaze with its modern design and functionality. Equipped with energy-efficient LED lights which will illuminate your kitchen in a soft, shiny glow. Enjoy an easier, more relaxed cooking experience with clean air and more quality time with family and friends.



#### LESS CONSUMPTION MORE EFFICIENCY

Faber energy-efficient motors are designed for maximum suction power and the best energy efficiency.




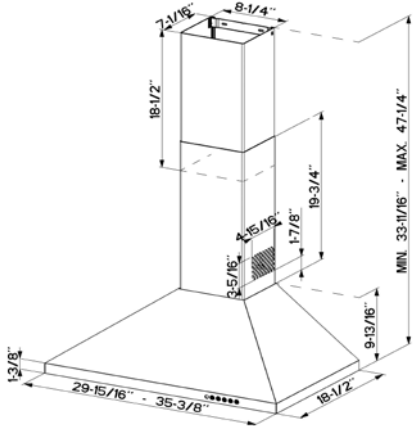
#### VARIABLE AIR MANAGEMENT

Our exclusive VAM technology allows you to adjust your hood to the most common CFM levels: 295, 395, or 600 class performance right from the control panel



**4 -SPEED ELECTRONIC CONTROL**  
Classica Plus has easy-to-control push button user interface, for seamless operation, use the ADA compliant remote control option.

A classic seamless design meets premium features in the endearing Classica Plus, an excellent addition to any kitchen. Easy to use, quiet to run, energy-efficient, and powerful enough to keep the air fresh whatever’s on the menu.




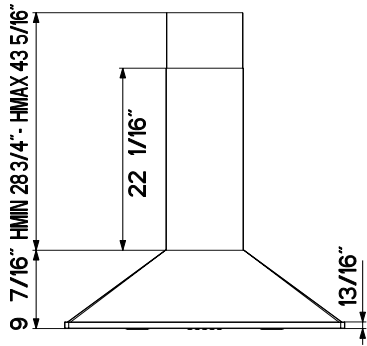
**NEW CLASSICA PLUS**

MODEL	FUN	SIZE/MATERIAL	MOTOR CLASS
CLPL30SSV2	320.0679.756	30" Stainless Steel	295/395/600 CFM
CLPL36SSV2	320.0679.757	36" Stainless Steel	295/395/600 CFM

FEATURES		PERFORMANCE		ACCESSORIES
<b>Dimensions</b>		<b>Motor</b>		<b>HIGHCLPL</b> High Ceiling Kit to 11' 8"
Ceiling Height	See page 148	No. of Fan Speeds	4	<b>DUCTCLPL</b> Ductless Conversion Kit
Canopy Depth-Height	18 ½" D x 9 13⁄16" H	Motor Class	295/395/600	<b>FILTER1</b> Replacement Charcoal Filter
<b>Ducting</b>		Variable Air Management	Ability to set to 295, 395, 600 CFM	<b>FILTER1LL2</b> Long Lasting Charcoal Filter
Type	Ducted/Ductless with DUCTCLPL Kit	Energy-Efficient Motor	Yes	<b>MUDAMPER6</b> 6" Make-up Air Kit
Duct Size	Top 6" Round	<b>Display</b>		<b>MUDAMPER8</b> 8" Make-up Air Kit
<b>Lighting</b>		Controls	Electronic with White LED	<b>REMORIG</b> Wireless Remote Control
Type	Energy Efficient LED	Intensive Speed	10 Minutes	<b>WIREBOX</b> Fixed Wiring Box
# of Bulbs	Two - 1 Watt - 1 level	Delay Shut-off	15 Minutes	
<b>Grease Filters</b>		<b>Other</b>		
Filter Type	Mesh	ADA Compliant	With Remote Control	
Dishwasher Safe	Yes	Remote Control	Purchase Separately	
		Power Cord	Included	



Tender is the perfect alternative to a standard canopy with its seamless and stunning design. Not only is it easier to keep clean, but the distinctively different Tender is easy to operate with the electronic push-button display panel.


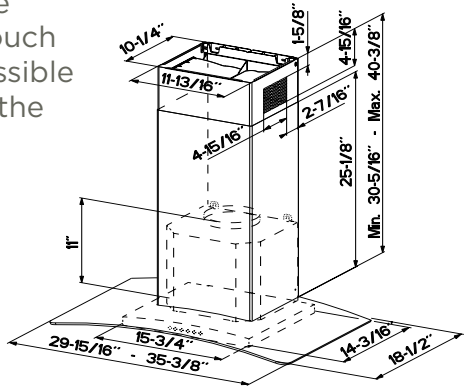


# TENDER

MODEL	FUN	SIZE/MATERIAL	MOTOR CLASS
TEND30SSV	320.0554.858	30" Stainless Steel	295/395/600 CFM
TEND36SSV	320.0554.859	36" Stainless Steel	295/395/600 CFM

FEATURES		PERFORMANCE		ACCESSORIES
<b>Dimensions</b>		<b>Motor</b>		<b>HIGHTNDR</b> High Ceiling Kit Stainless to 11' 3" <b>DUCTCLPL</b> Ductless Conversion Kit <b>FILTER1</b> Replacement Charcoal Filter <b>FILTER1LL2</b> Long Lasting Charcoal Filter <b>MUDAMPER6</b> 6" Make-up Air Kit <b>MUDAMPER8</b> 8" Make-up Air Kit <b>REMORIG</b> Wireless Remote Control <b>WIREBOX</b> Fixed Wiring Box
Ceiling Height	See page 148	No. of Fan Speeds	4	
Canopy Depth-Height	19 2½" D x 9 7⁄16" H	Motor Class	295/395/600	
<b>Ducting</b>		Variable Air Management	Ability to set to 295, 395, 600 CFM	
Type	Ducted/Ductless with DUCTCLPL	Energy-Efficient Motor	Yes	
Duct Size	Top 6" Round	<b>Display</b>		
<b>Lighting</b>		Controls	Electronic with White LED	
Type	Energy-Efficient LED	Intensive Speed	10 Minutes	
# of Bulbs	Two - 1 Watt - 1 level	Delay Shut-off	15 Minutes	
<b>Grease Filters</b>		<b>Other</b>		
Filter Type	Mesh	ADA Compliant	With Remote Control	
Dishwasher Safe	Yes	Remote Control	Purchase Separately	
		Power Cord	Included	

The sophisticated yet minimalist look range hood is embellished with curved glass, making it even more stylish. The easy-to-use touch control panel makes it possible to operate the hood with the touch of a finger.



# TRATTO

MODEL	FUN	SIZE/MATERIAL	MOTOR CLASS
TRAT30SSV	325.0556.128	30" Glass & SS	295/395/600 CFM
TRAT36SSV	325.0556.129	36" Glass & SS	295/395/600 CFM

FEATURES		PERFORMANCE		ACCESSORIES
<b>Dimensions</b>		<b>Motor</b>		<b>HIGH3</b> High Ceiling Kit to 11' <b>DUCT4</b> Ductless Conversion Kit <b>FILTER2</b> Replacement Charcoal Filter <b>MUDAMPER6</b> 6" Make-up Air Kit <b>MUDAMPER8</b> 8" Make-up Air Kit <b>REMORIG</b> Wireless Remote Control <b>WIREBOX</b> Fixed Wiring Box
Ceiling Height	See page 148	No. of Fan Speeds	4	
Canopy Depth-Height	18 ½" D x 1 ⅛" H	Motor Class	295/395/600	
<b>Ducting</b>		Variable Air Management	Ability to set to 295, 395, 600 CFM	
Type	Ducted/Ductless with DUCT4	Energy-Efficient Motor	Yes	
Duct Size	Top 6" Round	<b>Display</b>		
Type	Energy-Efficient LED	Controls	Electronic with White LED	
# of Bulbs	Two - 1 Watt - 1 level	Intensive Speed	10 Minutes	
<b>Grease Filters</b>		Delay Shut-off	15 Minutes	
Filter Type	Mesh	<b>Other</b>		
Dishwasher Safe	Yes	ADA Compliant	With Remote Control	
		Remote Control	Purchase Separately	
		Power Cord	Included	

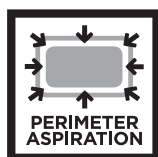
FABER / 81



# ISLAND & CEILING HOODS

STRATUS ISOLA	88
HIGH-LIGHT	92
DAMA ISOLA	96





THE **PERIMETER ASPIRATION** FUNCTION ACTIVATES CONTINUAL AIR FLOW TO EXTRACT COOKING FUMES.

## HIGHER EFFICIENCY, **QUIETER** OPERATION

### **PERIMETER ASPIRATION**

Faber's exclusive Perimeter Aspiration was naturally inspired for superlative comfort and outstanding performance.

### **REAL POWER MAKES NO NOISE**

Based on the study of aerodynamic flows inside the hood and targeted sound insulation, this Faber technology reduces noise at full power by 3dB(A).

The Perimeter Aspiration accelerates the airflow through a narrow gap, and the air slows down once inside the hood to eliminate cooking odors—no bad smells.



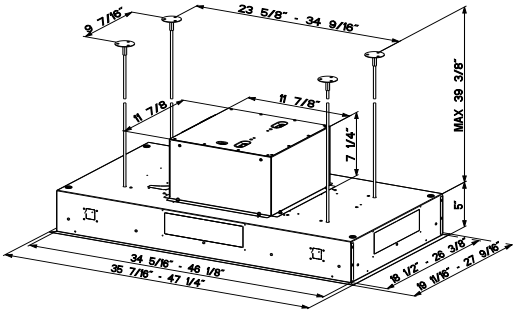








The Stratus ceiling hood is a versatile built-in design that blends seamlessly into the kitchen ceiling to provide powerful extraction as well as style.



# STRATUS ISOLA



MODEL	FUN	SIZE/MATERIAL	MOTOR CLASS
STRTIS36WHNB	350.0525.381	36" White Glass	No Blower
STRTIS48WHNB	350.0525.379	48" White Glass	No Blower
STRTIS36SSNB	350.0525.380	36" Stainless Steel	No Blower
STRTIS48SSNB	350.0525.378	48" Stainless Steel	No Blower

SELECT A BLOWER	
IB300	Internal Blower 300 CFM
IB400	Internal Blower 400 CFM
IB600	Internal Blower 600 CFM PRO
RB900	Remote Blower 900 CFM
RB1200	Remote Blower 1200 CFM
AXP250	In-Line Blower 735 CFM (FLANGE10 REQUIRED)

**Note:** If desired you may use your own external blower, purchased separately, rated 2.8 amp maximum suitable for use with solid state variable speed control. FLANGE10 would be required with this installation.

FEATURES		PERFORMANCE		ACCESSORIES
<b>Dimensions</b>		<b>Motor</b>		<b>FILTER1</b>
Ceiling Height	See page 148	No. of Fan Speeds	4	Charcoal Filter Kit
<b>Ducting</b>		Perimeter Aspiration		<b>FILTER1LL2</b>
Type	Ducted/Ductless with FILTER1/FILTER1LL2	Yes		Long Lasting Charcoal Filter
Duct Size	6" Round 10" 4-Way Venting	Remote Blower	Optional	<b>FLANGE10</b>
<b>Lighting</b>		<b>Display</b>		10" Blower Flange (Required with AXP250)
Type	Energy-Efficient LED	Controls	Digital LED	<b>FLANGE3</b>
# of Bulbs	Four - 1 Watt - 2 level	Intensive Speed	10 Minutes	10" round to 3 1/4" x 10" Flange
Stainless White Glass	Two - 3 Watt - 2 level	Delay Shut-off	30 Minutes	<b>MUDAMPER6</b>
Light Dimmer	Yes	<b>Other</b>		6" Make-up Air Kit
<b>Grease Filter</b>		ADA Compliant	With Remote Control	<b>MUDAMPER8</b>
Filter Type	Mesh	Remote Control	Included	8" Make-up Air Kit
Dishwasher Safe	Yes	Fixed Wiring Box	Included	<b>MUDAMPER10</b>
Filter Alarm	Yes			10" Make-up Air Kit

FABER /



**FILTER ALARM**  
Filter saturation alarm alerts you when it is time to clean the anti-grease filter.









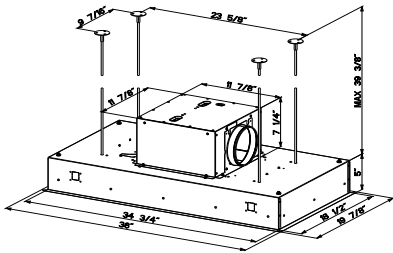
Stainless Steel

White Matte



**EASY-TO-USE**  
Equipped with an easy-to-use remote control, the High-Light has numerous functions. These include Perimeter Aspiration that accelerates air flow and reduces noise. Additionally, the ceiling hood has a timer setting to clear unwanted odors after cooking.

The High-Light is an innovative addition to Faber’s collection of ceiling-mounted hoods. It features smart energy-saving LED lighting and Perimeter Aspiration technology, increasing airflow while reducing noise levels.



# HIGH-LIGHT



MODEL	FUN	SIZE/MATERIAL	MOTOR CLASS
HILTIS36SSNB	350.0590.460	36" Stainless Steel	No Blower
HILTIS36WHNB	350.0590.459	36" White Matte	No Blower

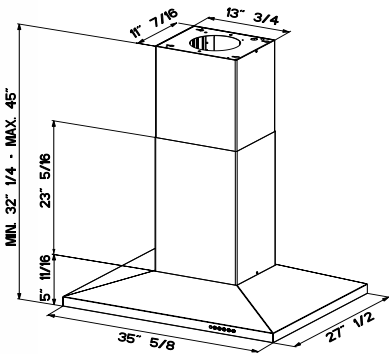
PICK A BLOWER	
IB300	Internal Blower 300 CFM
IB400	Internal Blower 400 CFM
IB600	Internal Blower 600 CFM PRO
RB900	Remote Blower 900 CFM
RB1200	Remote Blower 1200 CFM
AXP250	In-Line Blower 735 CFM (FLANGE10 REQUIRED)

**Note:** If desired you may use your own external blower, purchased separately, rated 2.7 amp maximum suitable for use with solid state variable speed control. FLANGE10 would be required with this installation.

FEATURES		PERFORMANCE		ACCESSORIES
<b>Dimensions</b>		<b>Motor</b>		<b>FILTER1</b> Charcoal Filter Kit
Ceiling Height	See page 148	No. of Fan Speeds	4	<b>FILTER1LL2</b> Long Lasting Charcoal Filter
<b>Ducting</b>		Perimeter Aspiration	Yes	<b>FLANGE10</b> 10" Blower Flange (Required with AXP250)
Type	Ducted/Ductless with FILTER1/FILTER1LL2	Remote Blower	Optional	<b>FLANGE3</b> 10" round to 3 1/4" x 10" Flange
Duct Size	6" Round 10" 4-Way Venting	<b>Display</b>		<b>MUDAMPER6</b> 6" Make-up Air Kit
<b>Lighting</b>		Controls	Digital LED	<b>MUDAMPER8</b> 8" Make-up Air Kit
Type	Energy-Efficient LED Panel	Intensive Speed	10 Minutes	<b>MUDAMPER10</b> 10" Make-up Air Kit
# of Bulbs	3 Watt - 2 level	Delay Shut-off	30 Minutes	
Light Dimmer	Yes	<b>Other</b>		
<b>Grease Filter</b>		ADA Compliant	With Remote Control	
Filter Type	Mesh	Remote Control	Included	
Dishwasher Safe	Yes	Fixed Wiring Box	Included	
Filter Alarm	Yes			



The seamless feature packed Dama Isola offers the functionality needed to satisfy everyday cooking.



# DAMA ISOLA



MODEL	FUN	SIZE/MATERIAL	MOTOR CLASS
DAMAI36SSV	320.0556.466	36" Stainless Steel	295/395/600 CFM

FEATURES		PERFORMANCE		ACCESSORIES
<b>Dimensions</b>		<b>Motor</b>		<b>HIGH2</b> High Ceiling Kit to 10' 10"
Ceiling Height	See page 148	No. of Fan Speeds	4	<b>DUCT2</b> Ductless Conversion Kit
Canopy Depth-Height	27 1/2" D x 5 1/8" H	Motor Class	295/395/600	<b>FILTER2</b> Replacement Charcoal Filter
<b>Ducting</b>		Variable Air Management	Ability to set to 295, 395, 600 CFM	<b>MUDAMPER6</b> 6" Make-up Air Kit
Type	Ducted/Ductless with DUCT2	Energy-Efficient Motor	Yes	<b>MUDAMPER8</b> 8" Make-up Air Kit
Duct Size	Top 6" Round	<b>Display</b>		<b>REMORIG</b> Wireless Remote Control
<b>Lighting</b>		Controls	Electronic with White LED	
Type	Energy-Efficient LED	Intensive Speed	10 Minutes	
# of Bulbs	Four - 5 Watt - 1 level	Delay Shut-off	15 Minutes	
<b>Grease Filters</b>		<b>Other</b>		
Filter Type	Stainless Steel Baffle	ADA Compliant	With Remote Control	
Dishwasher Safe	Yes	Remote Control	Purchase Separately	
Seamless Welded Chimney	Yes	Power Cord	Included	
		Fixed Wiring Box	Yes	





# INSERT HOODS

	INCA SD	100
	INCA HC	103
	INCA PRO PLUS	104
NEW	INCA PRO 18	108
	INCA IN-LIGHT	114
NEW	INCA LUX PLUS	118
NEW	INCA LUX	123
	INCA SMART SS	124
	INCA SMART GR	125

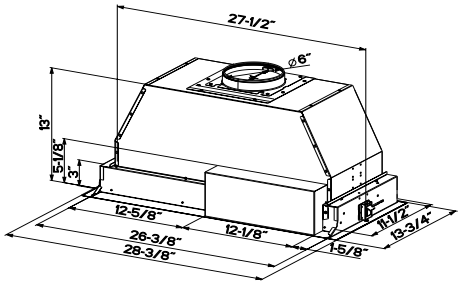


**BEAUTIFUL AND POWERFUL**

This timeless discreet insert hood is made of stainless steel with two modern LED lights to sufficiently light up the cooking surface below.


The Inca SD features intensive speed and a powerful PRO motor with restaurant-style baffle filters that eliminate any cooking aroma. With the Easy Snap clip system, this insert hood installs effortlessly.



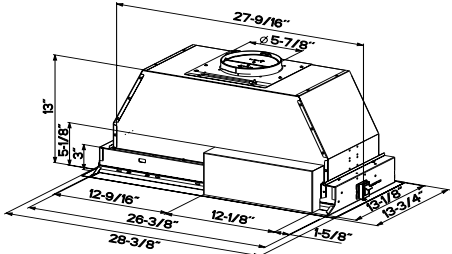


NOTE: 29" MODEL SHOWN

# INCA SD



MODEL	FUN	SIZE/MATERIAL	MOTOR CLASS
INSD29SSV	305.0565.079	29" Stainless Steel	295/395/600 CFM
INSD35SSV	305.0565.078	35" Stainless Steel	295/395/600 CFM



NOTE: 29" MODEL SHOWN

# INCA HC




MODEL	FUN	SIZE/MATERIAL	MOTOR CLASS
INHC29SSV	305.0556.070	29" Stainless Steel	295/395/600 CFM
INHC35SSV	305.0556.209	35" Stainless Steel	295/395/600 CFM

FEATURES		PERFORMANCE		ACCESSORIES
<b>Dimensions</b>		<b>Motor</b>		<b>LINE30ST</b> 30" SS Liner (16 - 17 7/8" D) - Use with INSD29 <b>LINE36ST</b> 36" SS Liner (16 - 17 7/8" D) - Use with INSD29 <b>LINE36PT</b> 36" SS Liner (16 - 17 7/8" D) - Use with INSD35 <b>FILTER1</b> Charcoal Filter Kit <b>FILTER1LL2</b> Long Lasting Charcoal Filter Kit <b>REMORIG</b> Wireless Remote Control <b>WIREBOX</b> Fixed Wiring Box <b>MUDAMPER6</b> 6" Make-up Air Kit <b>MUDAMPER8</b> 8" Make-up Air Kit
Cabinet Cut Out 29"	27 5/8" W x 13 3/8" D	No. of Fan Speeds	4	
Cabinet Cut Out 35"	33 5/8" W x 13 3/8" D	Motor Class	PRO 295/395/600 Metal Impellers	
Height Inside Cabinet	12 15/16"	Variable Air Management	Ability to set to 295, 395, 600 CFM	
<b>Ducting</b>		<b>Display</b>		
Type	Ducted/ Recirculating with FILTER1/FILTER1LL2	Controls	Electronic W/ White LED	
Duct Size	Vari-Duct - 6" Round Top or Rear Vent	Intensive Speed	10 Minutes	
<b>Lighting</b>		Delay Shut-off	15 Minute	
Type	Energy-Efficient LED	<b>Other</b>		
# of Bulbs	Two - 5 Watt - 1 level	ADA Compliant	With Remote Control	
<b>Grease Filters</b>		Remote Control	Purchase Separately	
Filter Type	Pro stainless steel baffle	Power Cord	Included	
Dishwasher Safe	Yes			
Easy Snap Clip Installation	Clips Included			

FEATURES		PERFORMANCE		ACCESSORIES
<b>Dimensions</b>		<b>Motor</b>		<b>LINE30ST</b> 30" SS Liner (16 - 17 7/8" D) - Use with INHC29 <b>LINE36ST</b> 36" SS Liner (16 - 17 7/8" D) - Use with INHC29 <b>LINE36PT</b> 36" SS Liner (16 - 17 7/8" D) - Use with INHC35 <b>FILTER1</b> Charcoal Filter Kit <b>FILTER1LL2</b> Long Lasting Charcoal Filter Kit <b>REMORIG</b> Wireless Remote Control <b>WIREBOX</b> Fixed Wiring Box <b>MUDAMPER6</b> 6" Make-up Air Kit <b>MUDAMPER8</b> 8" Make-up Air Kit
Cabinet Cut Out 29"	27 5/8" W x 13 3/8" D	No. of Fan Speeds	4	
Cabinet Cut Out 35"	33 5/8" W x 13 3/8" D	Motor Class	295/395/600	
Height Inside Cabinet	12 15/16"	Variable Air Management	Ability to set to 295, 395, 600 CFM	
<b>Ducting</b>		Energy-Efficient Motor	Yes	
Type	Ducted/ Recirculating with FILTER1/FILTER1LL2	<b>Display</b>		
Duct Size	Vari-Duct - 6" Round Top or Rear Vent	Controls	Electronic W/ White LED	
<b>Lighting</b>		Intensive Speed	10 Minutes	
Type	Energy-Efficient LED	Delay Shut-off	15 Minutes	
# of Bulbs	Two - 5 Watt - 1 level	<b>Other</b>		
<b>Grease Filters</b>		ADA Compliant	With Remote Control	
Filter Type	SS Mesh	Remote Control	Purchase Separately	
Dishwasher Safe	Yes	Power Cord	Included	
Easy Snap Clip Installation	Clips Included			

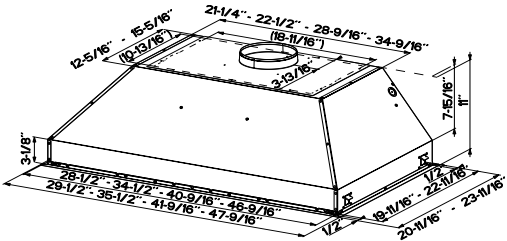






**REMOTE BLOWER**  
With the remote blower kit, the motor can be moved to the outside of the home. Minimal noise and maximum comfort are ensured not only in the kitchen but also in the living area.

Available in a choice of sizes, the Inca Pro Plus is an all-in-one pro range hood liner. Designed for custom cabinets, it delivers the perfect mix of powerful performance, unique design and exceptional functionality.



# INCA PRO PLUS



MODEL	FUN	SIZE/MATERIAL	MOTOR CLASS
INPL3019SSNB-B	110.0454.254	30"Wx19" Stainless Steel	No Blower
INPL3619SSNB-B	110.0454.255	36"Wx19" Stainless Steel	No Blower
INPL4219SSNB-B	110.0454.257	42"Wx19" Stainless Steel	No Blower
INPL4819SSNB-B	110.0454.259	48"Wx19" Stainless Steel	No Blower
INPL3622SSNB-B	110.0454.256	36"Wx22" Stainless Steel	No Blower
INPL4822SSNB-B	110.0454.260	48"Wx22" Stainless Steel	No Blower

PICK A BLOWER	
IB300	Internal Blower 300 CFM
IB400	Internal Blower 400 CFM
IB600	Internal Blower 600 CFM PRO
IB1200	Internal Blower 1200 CFM PRO
RB900	Remote Blower 900 CFM
RB1200	Remote Blower 1200 CFM
AXP250	In-Line Blower 735 CFM (INLBKIT REQUIRED)

FEATURES		PERFORMANCE	ACCESSORIES
<b>Dimensions</b>		<b>Motor</b>	<b>FILTER1</b> Charcoal Filter Kit
Cabinet Cut Out Width	28 5/8", 34 3/4", 40 3/4", 46 3/4"	No. of Fan Speeds	Variable
Depth	19 7/8" or 22 7/8"	Motor Class	300/400/900/1200
Height Inside Cabinet	11"	Pro Motor	600/1200
<b>Ducting</b>		<b>Display</b>	<b>FILTER1LL2</b> Long Lasting Charcoal Filter
Type	Ducted/ Recirculating with FILTER1/FILTER1LL2	Controls	Variable Speed
Duct Size	6" Round or 10" Round - Top	<b>Other</b>	<b>INLBKIT</b> In-Line Blower Connector (Required with AXP250)
<b>Lighting</b>		ADA Compliant	Separate Wall Switch Required
Type	Energy-Efficient LED	Fixed Wiring Box	Yes
# of Bulbs	Two - 5 Watt - 1 level		
<b>Grease Filters</b>			<b>MUDAMPER6</b> 6" Make-up Air Kit
Filter Type	Pro Stainless Steel Baffle		<b>MUDAMPER8</b> 8" Make-up Air Kit
Dishwasher Safe	Yes		<b>MUDAMPER10</b> 10" Make-up Air Kit (900/1200 CFM)
Easy Snap Clip Installation	Clips Included		

\*Use your own external blower, purchased separately, rated 4.2 amps maximum, suitable for use with solid state variable speed control. If you are using your own external blower with this hood, you need to order the INLBKIT to connect to the hood.







# COMMERCIAL GRADE EXTRACTION

The built-in Inca Pro 18 is so well hidden and discrete that you don't need to tell anybody about it. Four power levels and elegant LED lighting underline the discrete appearance. Available in two sizes 32" and 44" to cover the cooktop discreetly yet efficiently.

**EASY SNAP**

The exclusive Easy Snap clip system is designed for an effortless installation of cabinet mounted hoods. The spring loaded clips secure the hood in place with no additional hardware required.

**DELAY**

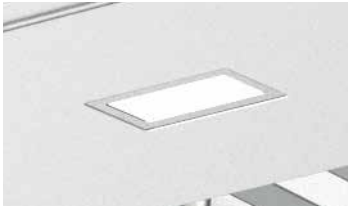
Automatic shutdown delay: you can postpone the motor shutdown at any speed to eliminate residual odors completely.

**REMOTE CONTROL**

The optional wireless remote conveniently controls blower speed, lights, and more. Controlling your hood is easier than ever. ADA compliant.

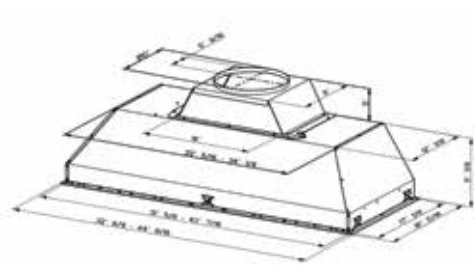


Equipped with two PRO metal blowers for 1200 CFM to deliver commercial grade extraction to prevent smoke and cooking contaminants from settling in the home.



**INTEGRATED LED LIGHTING**  
For lower energy consumption as well as a virtually unlimited lifespan.

Inca Pro 18 offers maximum user experience with an intuitive, responsive touch control panel for easy operation. The commercial-grade motor and stainless steel baffles effectively vent the grease and odors making the home's air cleaner.



NEW

# INCA PRO 18



MODEL	FUN	SIZE/MATERIAL	MOTOR CLASS
INPL32SS1200	305.0679.085	32" Stainless Steel	PRO 1200 CFM
INPL44SS1200	305.0679.086	44" Stainless Steel	PRO 1200 CFM

FEATURES		PERFORMANCE		ACCESSORIES
<b>Dimensions</b>		<b>Motor</b>		<b>FILTER1</b> Charcoal Filter Kit (2 Kits Required) <b>FILTER1LL2</b> Long Lasting Charcoal Filter (2 Kits Required) <b>MUDAMPER10</b> 10" Make-up Air Kit (900/1200 CFM) <b>REMORIG</b> Wireless Remote Control <b>WIREBOX</b> Fixed Wiring Box
Cabinet Cut Out Width	31 7⁄8" W x 17 3⁄8" D 43 1⁄8" W x 17 3⁄8" D	No. of Fan Speeds	4	
Height Inside Cabinet	11 1⁄8" (5" more for transition)	Motor Class	PRO 1200 CFM	
<b>Ducting</b>		<b>Display</b>		
Type	Ducted / Recirculating with FILTER1 / FILTER1LL2 (2 x required)	Controls	Electronic W/ White LED 10 Minutes	
Duct Size	10" Round - Top	Intensive Speed	10 Minutes	
<b>Lighting</b>		Delay Shut-Off	15 Minutes	
Type	Energy-Efficient LED	<b>Other</b>		
# of Bulbs	Two - 1 Watt - 1 level Four - 1 Watt - 1 level	ADA Compliant	With Remote Control	
<b>Grease Filters</b>		Remote Control	Purchase Separately	
Filter Type	Pro Stainless Steel Baffle	Power Cord	Included	
Dishwasher Safe	Yes			
Dishwasher Safe Grease Rail	Yes			
Easy Snap Clip Installation	Clips Included			

FABER / 11

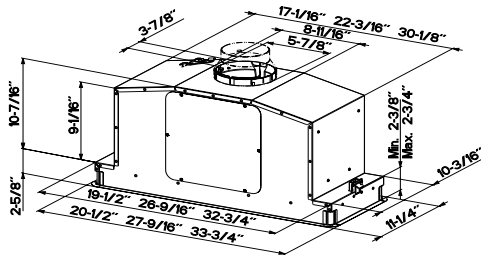


## INCA IN-LIGHT SLEEK AND INNOVATIVE

Inca In-Light range hoods are a minimal contemporary style that radiate elegance in every detail. Its clean, essential lines integrate perfectly with the cabinetry. They conceal a powerful motor and refined extraction system to provide clean air.

Perimeter Aspiration is the technology that makes the kitchen quiet, efficient, and has a lower impact on the environment. An exclusive Faber technology forces air to speed up through a narrow gap around the panel's perimeter, purifying the air, reducing noise, and improving efficiency.





# INCA IN-LIGHT



MODEL	FUN	SIZE/MATERIAL	MOTOR CLASS
INLT21SSV	305.0624.299	21" Stainless Steel	295/395/600 CFM
INLT28SSV	305.0553.524	28" Stainless Steel	295/395/600 CFM
INLT35SSV	305.0624.300	35" Stainless Steel	295/395/600 CFM

FEATURES		PERFORMANCE	ACCESSORIES
<b>Dimensions</b>		<b>Motor</b>	<b>LINE30ST</b>
Cabinet Cut Out 21"/ 28"	19 1/2" / 26 5/8" W x 10 1/4" D	No. of Fan Speeds 4	30" SS Liner (16 - 17 7/8" D) Use with INLT28
Cabinet Cut Out 35"	32 7/8" W x 10 1/4" D	Motor Class 295/395/600	<b>LINE36ST</b>
Height Inside Cabinet	13 1/8"	Variable Air Management Ability to set to 295, 395, 600 CFM	36" SS Liner (16 - 17 7/8" D) Use with INLT28
<b>Ducting</b>		Perimeter Aspiration Yes	<b>LINE36PT</b>
Type	Ducted/ Recirculating with FILTER1/FILTERILL2	Energy-Efficient Motor Yes	36" SS Liner (16 - 17 7/8" D) Use with INLT35
Duct Size	Top 6" Round	<b>Display</b>	<b>FILTER1</b>
<b>Lighting</b>		Controls Electronic With White LED	Charcoal Filter Kit
Type	LED Bar	Intensive Speed 10 Minutes	<b>FILTERILL2</b>
# of Bulbs	One - 3 Watt - 1 Level	Delay Shut-off 15 Minutes	Long Lasting Charcoal Filter
<b>Grease Filters</b>		<b>Other</b>	<b>WIREBOX</b>
Filter Type	Mesh	ADA Compliant With Remote Control	Fixed Wiring Box
Dishwasher Safe	Yes	Remote Control Included	<b>MUDAMPER6</b>
Easy Snap Clip Installation	Clips Included	Power Cord Included	6" Make-up Air Kit
			<b>MUDAMPER8</b>
			8" Make-up Air Kit
			<b>LINSPT301228</b>
			30" Self Supporting Liner (17 1/2" - 20 1/2" D)
			<b>LINSPT361228</b>
			36" Self Supporting Liner (17 1/2" - 20 1/2" D)
			LINSPT301228 & LINSPT361228 For Use with INLT28
			LINSPT301228 & LINSPT361228 For Use with INLX28





# IMPROVE YOUR DAILY LIVING



The clean, simplified design will improve the way you cook, feel and simply enjoy the kitchen environment in more ways than one.



**TUNABLE WHITE LED LIGHT**  
Control the color temparture from a bright daylight white to a soft warm white, to get the perfect ambiance in your kitchen space.

INSERT



**SMART SOLUTION**  
Control the Inca Lux Plus with the touch of a finger. ADA compliance is a breeze when paired with Amazon Alexa or Google Home to activate voice commands.

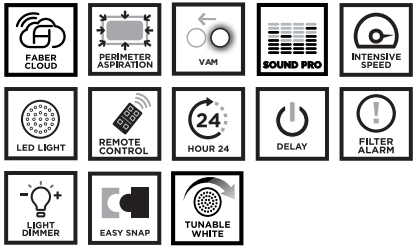
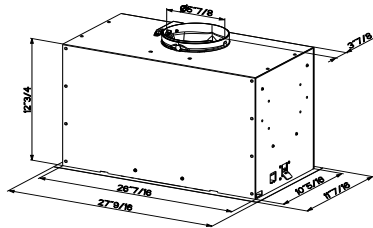


**INTENSIVE SPEED**  
Activates maximum extraction power for six minutes to eliminate even the strongest cooking aromas and harmful by-products.



**SOUND PRO**  
Reducing turbulence and swirls in the internal airflow, the new PRO blowers technology succeeds in both limiting noise and improving the sound quality of the range hood.

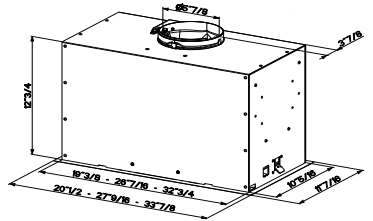




NEW INCA LUX PLUS

MODEL	FUN	SIZE/MATERIAL	MOTOR CLASS
INLP28SSV	305.0679.265	28" Stainless Steel	295/395/600 CFM

FEATURES		PERFORMANCE		ACCESSORIES
<b>Dimensions</b>		<b>Motor</b>		<b>LINE30ST</b> 30" SS Liner (16 - 17 7⁄8" D) - Use with INLX28
Cabinet Cut Out 28"	26 5⁄16" W x 10 3⁄16" D	No. of Fan Speeds	4	<b>LINE36ST</b> 36" SS Liner (16 - 17 7⁄8" D) - Use with INLX28
Height Inside Cabinet	12 3⁄4"	Motor Class	295/395/600	<b>LINSPT301228</b> 30" Self Supporting Liner (17 1⁄2" - 20 1⁄2" D)
<b>Ducting</b>		Sound Pro	Yes	<b>LINSPT361228</b> 36" Self Supporting Liner (17 1⁄2" - 20 1⁄2" D)
Type	Ducted/ Recirculating with FILTER1/FILTER1LL2	Variable Air Management	Ability to set to 295, 395, 600 CFM	<b>FILTER1</b> Charcoal Filter Kit
Duct Size	Top 6" Round	Perimeter Aspiration	Yes	<b>FILTER1LL2</b> Long Lasting Charcoal Filter
<b>Lighting</b>		Energy-Efficient Motor	Yes	<b>REMORIG</b> Wireless Remote Control
Type	LED Bar	<b>Display</b>		<b>WIREBOX3</b> Fixed Wiring Box
# of Bulbs	One - 4 Watt - 2 Level	Controls	Electronic With White LED	<b>MUDAMPER6</b> 6" Make-up Air Kit
Tunable Lights	Change light temperature from warm - cool	Intensive Speed Delay Shut-off Anti-Pollution Mode	6 Minutes 15 Minutes Yes	<b>MUDAMPER8</b> 8" Make-up Air Kit
Light Dimmer	Yes	<b>Other</b>		
<b>Grease Filters</b>		ADA Compliant	With Remote Control, Voice activated smart speaker or Faber Cloud App	
Filter Type	Mesh	Remote Control	Purchase Separately	
Dishwasher Safe	Yes	App or Voice Controlled	Faber Cloud App, Apple Siri, Google Home or Amazon Alexa compatible voice control	
Filter Wash Alarm	Yes	Power Cord	Included	
Easy Snap Clip Installation	Clips Included			



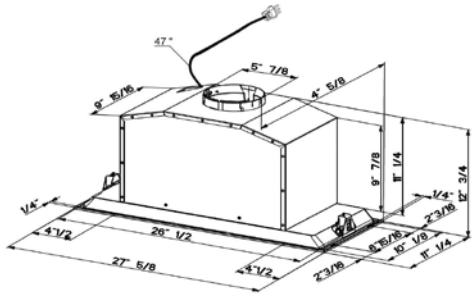
NEW INCA LUX

MODEL	FUN	SIZE/MATERIAL	MOTOR CLASS
INLX21SSV2	305.0679.264	21" Stainless Steel	295/395/600 CFM
INLX28SSV2	305.0679.263	28" Stainless Steel	295/395/600 CFM
INLX35SSV2	305.0679.262	35" Stainless Steel	295/395/600 CFM

FEATURES		PERFORMANCE		ACCESSORIES
<b>Dimensions</b>		<b>Motor</b>		<b>LINE30ST</b> 30" SS Liner (16 - 17 7⁄8" D) - Use with INLX28
Cabinet Cut Out 21"/ 28"	19 1⁄2" / 26 5⁄16" W x 10 3⁄16" D	No. of Fan Speeds	4	<b>LINE36ST</b> 36" SS Liner (16 - 17 7⁄8" D) - Use with INLX28
Cabinet Cut Out 35"	32 7⁄8" W x 10 7⁄16" D	Motor Class	295/395/600	<b>LINE36PT</b> 36" SS Liner (16 - 17 7⁄8" D) - Use with INLX35
Height Inside Cabinet	12 3⁄4"	Sound Pro	Yes	<b>LINSPT301228</b> 30" Self Supporting Liner (17 1⁄2" - 20 1⁄2" D) Use with INLX28
<b>Ducting</b>		Variable Air Management	Ability to set to 295, 395, 600 CFM	<b>LINSPT361228</b> 36" Self Supporting Liner (17 1⁄2" - 20 1⁄2" D) Use with INLX28
Type	Ducted/ Recirculating with FILTER1/FILTER1LL2	Perimeter Aspiration	Yes	<b>FILTER1</b> Charcoal Filter Kit
Duct Size	Top 6" Round	Energy-Efficient Motor	Yes	<b>FILTER1LL2</b> Long Lasting Charcoal Filter
<b>Lighting</b>		<b>Display</b>		<b>REMORIG</b> Wireless Remote Control
Type	LED Bar	Controls	Electronic With White LED	<b>WIREBOX3</b> Fixed Wiring Box
# of Bulbs	One - 4 Watt - 1 Level	Intensive Speed	10 Minutes	<b>MUDAMPER6</b> 6" Make-up Air Kit
<b>Grease Filters</b>		Delay Shut-off	15 Minutes	<b>MUDAMPER8</b> 8" Make-up Air Kit
Filter Type	Mesh	<b>Other</b>		
Dishwasher Safe	Yes	ADA Compliant	With Remote Control	
Easy Snap Clip Installation	Clips Included	Remote Control	Purchase Separately	
		Power Cord	Included	



Built-in to the cabinetry, this range hood gives you plenty of unobstructed cooking space. The Inca Smart has both a range hood and a stunning light feature to illuminate the area below with modern LED lights.



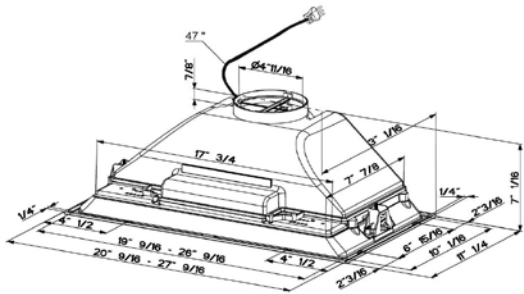
NOTE: DIMENSIONS FOR 400/600CFM



# INCA SMART SS

MODEL	FUN	SIZE/MATERIAL	MOTOR CLASS
INSP28SS240	305.0598.089	28" Stainless Steel	240 CFM
INSP28SS400	305.0598.086	28" Stainless Steel	400 CFM
INSP28SS600	305.0598.087	28" Stainless Steel	600 CFM

FEATURES	PERFORMANCE	ACCESSORIES
<b>Dimensions</b>	<b>Motor</b>	<b>LINE30ST</b>
Cabinet Cut Out	No. of Fan Speeds	30" SS Liner (16 - 17 7/8" D)
Body Width/Depth	Motor Class	<b>LINE36ST</b>
		36" SS Liner (16 - 17 7/8" D)
Height Inside Cabinet	Energy-Efficient Motor	<b>LINSPT301228</b>
<b>Ducting</b>	<b>Display</b>	30" Self Supporting Liner (17 1/2" - 20 1/2" D)
Type	Controls	<b>LINSPT361228</b>
	Intensive Speed	36" Self Supporting Liner (17 1/2" - 20 1/2" D)
Duct Size	<b>Other</b>	<b>FILTER4</b>
	ADA Compliant	Charcoal Filter Kit (240 CFM Only)
<b>Lighting</b>	Power Cord Included	<b>FILTER1</b>
Type		Charcoal Filter Kit (400/600 CFM Only)
# of Bulbs		<b>FILTER1LL2</b>
<b>Grease Filters</b>		Long Lasting Charcoal Filter Kit (400/600 CFM Only)
Filter Type		<b>WIREBOX</b>
Dishwasher Safe		Fixed Wiring Box (400/600 CFM Only)
Easy Snap Clip Installation		



# INCA SMART GR

MODEL	FUN	SIZE/MATERIAL	MOTOR CLASS
INSM21GR240	305.0598.090	21" Painted Gray	240 CFM
INSM28GR240	305.0598.088	28" Painted Gray	240 CFM

FEATURES	PERFORMANCE	ACCESSORIES
<b>Dimensions</b>	<b>Speed</b>	<b>LINE30ST</b>
Cabinet Cut Out 21"	No. of Fan Speeds	30" SS Liner (16 - 17 7/8" D)
Cabinet Cut Out 28"	Motor Class	<b>LINE36ST</b>
Body Width/Depth	Energy-Efficient Motor	36" SS Liner (16 - 17 7/8" D)
Height Inside Cabinet	<b>Display</b>	<b>LINSPT301228</b>
<b>Ducting</b>	Controls	30" Self Supporting Liner (17 1/2" - 20 1/2" D)
Type		<b>LINSPT361228</b>
		36" Self Supporting Liner (17 1/2" - 20 1/2" D)
Duct Size	<b>Other</b>	<b>FILTER4</b>
<b>Lighting</b>	ADA Compliant	Charcoal Filter Kit
Type	Power Cord Included	
# of Bulbs		
<b>Grease Filters</b>		
Filter Type		
Dishwasher Safe		
Easy Snap Clip Installation		

LINSPT301228 & LINSPT361228 for use with INSM28GR240





# INTEGRATED HOODS

FLEXA	128
CRISTAL	131




FLEXA  
STREAMLINED LOOK,  
SEAMLESS OPERATION

The integrated Flexa slide out hood is ideal for bringing a streamlined, minimalistic look to your kitchen. Its sleek stainless steel pull-out visor slides easily into place when in use, then neatly tucks away when not in use. For a customized look, the front strip can be replaced with material that matches the kitchen cabinetry.

The Easy Snap system with internal self-latching clips will have this range hood installed in no time at all.







# FLEXA

MODEL	FUN	SIZE/MATERIAL	MOTOR CLASS
-------	-----	---------------	-------------

FLEX24SS300	315.0651.890	24" Stainless Steel	300 CFM
FLEX30SS300	315.0651.931	30" Stainless Steel	300 CFM

FEATURES	PERFORMANCE	ACCESSORIES
----------	-------------	-------------


Dimensions	
Cabinet Cut Out	
24"	19 ¾" W x 10 ⅜" D
30"	23 1⅞" W x 10 ⅜" D
Ducting	
Type	Ducted/Ductless With FILTER7
Duct Size	5" Round Top Vent
Lighting	
Type	Energy-Efficient LED
# of Bulbs	Two - 4 Watt - 1 Level
Grease Filters	
Filter Type	Mesh
Dishwasher Safe	Yes
Easy Snap Clip Installation	Clips Included

Motor	
No. of Fan Speeds	3
Motor Class	300
Auto-On/Off	Fan and Lights Activate When Pulled-out and Pushed-In
Display	
Controls	Slider
Other	
ADA Compliant	With Separate Wall Switch
Power Cord Included	Yes

**FILTER7**  
Charcoal Filter Kit

130 / FABER

A seamless integrated range hood. Easy to install, powerful and energy-efficient.



# CRISTAL

MODEL	FUN	SIZE/MATERIAL	MOTOR CLASS
-------	-----	---------------	-------------

CRIS30SS300	315.0525.366	30" Stainless Steel	300 CFM
CRIS36SS300	315.0525.362	36" Stainless Steel	300 CFM
CRIS30SS400	315.0525.367	30" Stainless Steel	400 CFM
CRIS36SS400	315.0525.363	36" Stainless Steel	400 CFM
CRIS30SS600	315.0525.365	30" Stainless Steel	600 CFM
CRIS36SS600	315.0525.364	36" Stainless Steel	600 CFM

FEATURES	PERFORMANCE	ACCESSORIES
----------	-------------	-------------

Dimensions	
Cabinet Cut Out	
30"	25 1/8" W x 10" D
36"	31 1/8" W x 10" D
Ducting	
Type	Ducted/Ductless With FILTER1/ FILTER1LL2
Duct Size	Vari-Duct - 6" Round Top or Rear Vent
Lighting	
Type	Energy-Efficient LED
# of Bulbs	Two - 5 Watt - 1 Level
Grease Filters	
Filter Type	Mesh
Dishwasher Safe	Yes
Easy Snap Clip Installation	Clips Included

Motor	
No. of Fan Speeds	3
Motor Class	300/400/600
Auto-On/Off	Fan and Lights Activate When Pulled-out and Pushed-In
Energy-Efficient Motor	Yes
Display	
Controls	Slider
Other	
ADA Compliant	With Separate Wall Switch
Power Cord Included	Yes

FILTER1	
Charcoal Filter Kit	
FILTER1LL2	
Long Lasting Charcoal Filter Kit	
MUDAMPER6	
6" Make-up Air Kit	
MUDAMPER8	
8" Make-up Air Kit	
WIREBOX	
Fixed Wiring Box	

FABER / 13

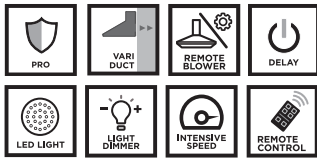
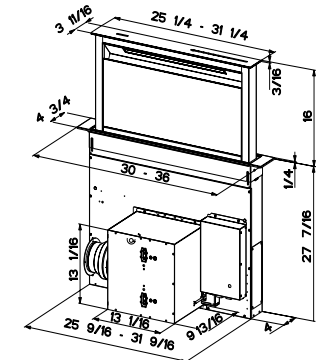


# DOWN DRAFT HOODS

SCIROCCO LUX	134
SCIROCCO PLUS	135



Positioned next to the cooktop this downdraft hood is in the ideal place for efficient extraction. Additionally, the LED light bar illuminates the cooking area in front of the Scirocco Lux when in use.



SCIROCCO LUX

MODEL	FUN	SIZE/MATERIAL	MOTOR CLASS
SCLX3015BKNB-B	340.0481.313	30" Blk Glass w/SS	No Blower
SCLX3615BKNB-B	110.0476.866	36" Blk Glass w/SS	No Blower

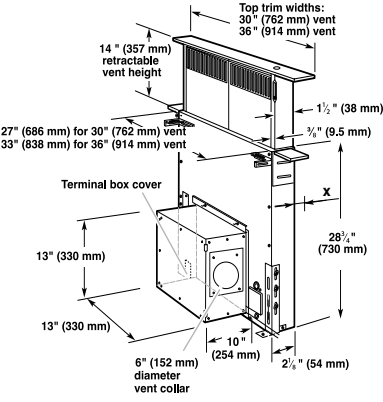
BLOWERS	
IBDD600-B	Internal Blower 600 CFM PRO
RB900	Remote Blower 900 CFM - Requires WIREBOXSCLX
RB1200	Remote Blower 1200 CFM - Requires WIREBOXSCLX
AXP250	In-Line Blower 735 CFM - Requires WIREBOXSCLX & FLANGE10

FEATURES		PERFORMANCE		ACCESSORIES	
<b>Ducting</b>		<b>Motor</b>		<b>MUDAMPER6</b> 6" Make-up Air Kit	
Type	Ducted/Ductless with DUCTSCIR	No. of Fan Speeds	4	<b>MUDAMPER8</b> 8" Make-up Air Kit	
Duct Size	Vari-Duct - 6" Round Internal 10" Round Remote	Motor Class	PRO - 3 Options	<b>MUDAMPER10</b> 10" Make-up Air Kit	
Multiple Ducting	Yes	Perimeter Aspiration	Yes	<b>DUCTSCIR</b> Ductless Conversion Kit	
<b>Lighting</b>		<b>Display</b>		<b>REMORIG</b> Wireless Remote Control	
Type	Energy-Efficient LED	Controls	Electronic Soft Touch Controls	<b>WIREBOXSCLX</b> Wire Box for Remote & In-Line Blowers	
# of Bulbs	Light Bar - 2 Level	Intensive Speed	10 Minutes	<b>CFMRED</b> CFM Reducer Kit 300 CFM	
<b>Grease Filters</b>		Delay Shut-off	30 Minutes	<b>CFMRED2</b> CFM Reducer Kit 400 CFM	
Filter Type	Mesh	<b>Other</b>		<b>FLANGE10</b> Required for AXP250	
Dishwasher Safe	Yes	ADA Compliant	With Remote Control	<b>FLANGE3</b> 10" Round to 3 1/4" x 10" Flange MUDAMPER10 for use with 900/1200 CFM motors. WIREBOXSCLX Required for SCLX with external blowers	
Anti-Pollution Mode	24 Hour	Remote Control	Purchase Separately		
		Power Cord Included	Yes		



The Scirocco Plus down draft hood boasts an elegant and discreet design as well as excellent extraction technology.

Designed to be built into the counter top, this downdraft hood is completely hidden.



SCIROCCO PLUS

MODEL	FUN	SIZE/MATERIAL	MOTOR CLASS
SCIR3014SSNB-B	110.0433.527	30" Stainless Steel	No Blower
SCIR3614SSNB-B	110.0433.528	36" Stainless Steel	No Blower

BLOWERS	
IBDD600-B	Internal Blower 600 CFM PRO
RB900	Remote Blower 900 CFM
RB1200	Remote Blower 1200 CFM
AXP250	In-Line Blower 735 CFM (Requires FLANGE10)

FEATURES		PERFORMANCE		ACCESSORIES	
<b>Ducting</b>		<b>Speed</b>		<b>MUDAMPER6</b> 6" Make-up Air Kit	
Type	Ducted/Ductless with DUCTSCIR	No. of Fan Speeds	Variable	<b>MUDAMPER8</b> 8" Make-up Air Kit	
Duct Size	Vari-Duct - 6" Round Internal 10" Round Remote	Motor Class	PRO - 3 Options	<b>MUDAMPER10</b> 10" Make-up Air Kit	
Multiple Ducting	Yes	Reversible Motor	Yes	<b>DUCTSCIR</b> Ductless Conversion Kit	
<b>Lighting</b>		<b>Display</b>		<b>CFMRED</b> CFM Reducer Kit 300 CFM	
Type	N/A	Controls	Variable Speed Slider with On/Off Button	<b>CFMRED2</b> CFM Reducer Kit 400 CFM	
<b>Grease Filters</b>		Auto-Off	Yes	<b>FLANGE10</b> Required for AXP250	
Filter Type	Stainless Steel Mesh	<b>Other</b>		<b>FLANGE3</b> 10" Round to 3 1/4" x 10" Flange MUDAMPER10 for use with 900 / 1200 CFM motors	
Dishwasher Safe	Yes	Fixed Wiring Box	Yes		




# ICONIC HOODS

ZOOM	138
CHLOE	142
CYLINDRA	144
CYLINDRA ISOLA	145





# UP & DOWN TECHNOLOGY



In open-concept kitchen and living room combos and in those where space is restricted, there is often the need to choose a suspended hood with a design matching the interior décor. Faber solves these needs by combining the function of a hood with that of a light fitting.

## **THERE'S A HOOD: IT'S IN THE LIGHT FITTING.**

With the Up & Down technology, Faber perfectly integrates hood and light fitting, combining the needs of aspiration with those of design and lighting.

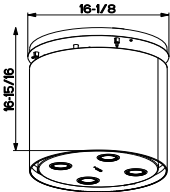
## **AN AMAZING SPACE-SAVING SOLUTION.**

These hoods are excellent space-saving solutions capable of illuminating and enhancing any type of environment, from the most linear to the most sophisticated.





The Zoom island hoods were created to represent the perfect integration of design and well-being. The design is absolutely extraordinary and astounds the observer due to its ability to revolutionize the concept of cooktop hood lighting, transforming it into a real point of light for the kitchen area. The products are technologically advanced and perfectly shaped, offering freedom of movement within the cooking zone. In a simple movement, elegance becomes functionality.



# ZOOM



MODEL	FUN	SIZE/MATERIAL	MOTOR CLASS
ZOOMIS16SS400-B	345.0525.622	16" Stainless Steel	400 CFM

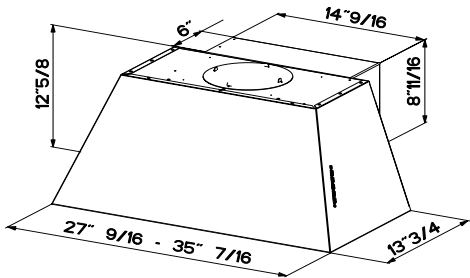
FEATURES		PERFORMANCE		ACCESSORIES
<b>Dimensions</b>		<b>Motor</b>		<b>FILTER1</b> Replacement Charcoal Filter Kit  <b>FILTER1LL2</b> Long Lasting Charcoal Filter Kit
Ceiling Height ZOOMIS	7" Min. - 9" Min.	No. of Fan Speeds	5	
<b>Ducting</b>		Motor Class	400	
Type	Recirculating	Perimeter Aspiration	Yes	
Duct Size	Ductless Charcoal filters included	Up/Down Technology	Yes	
<b>Lighting</b>		<b>Display</b>		
Type	Energy-Efficient LED	Controls	LED Digital	
# of Bulbs	Four - 1 Watt - 1 Level	Intensive Speed	10 Minutes	
<b>Grease Filters</b>		Delay Shut-off	30 Minutes	
Filter Type	Mesh	<b>Other</b>		
Dishwasher Safe	Yes	ADA Compliant	With Remote Control	
Anti-Pollution Mode	24 Hour	Remote Control	Included	
		Fixed Wiring Box	Yes	

FABER / 14





The Chloe combines innovative technology with a rustic style. The Faber extraction technology, Perimeter Aspiration, means that Chloe is a reliable addition to the kitchen. With the ability to be ducted or used in recirculating mode, the Chloe would make a stunning addition to any kitchen design.



# CHLOE



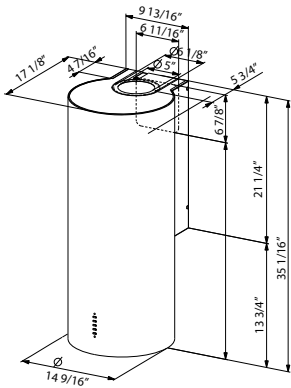
MODEL	FUN	SIZE/MATERIAL	MOTOR CLASS
CHLO28BK600	321.0516.385	28" Painted Black	600 CFM
CHLO36BK600	321.0556.734	36" Painted Black	600 CFM

FEATURES		PERFORMANCE	ACCESSORIES
<b>Dimensions</b>		<b>Motor</b>	<b>FILTER1</b> Charcoal Filter Kit
Ceiling Height	See page 148	No. of Fan Speeds	4
Canopy Depth-Height	13 ¾" D x 12 ⅝" H	Motor Class	600
<b>Ducting</b>		Perimeter Aspiration	Yes
Type	Ducted/Ductless With FILTER1/FILTER1LL2	Energy-Efficient Motor	Yes
Duct Size	Vari-Duct 6" Top or Rear Vent	<b>Display</b>	
<b>Lighting</b>		Controls	LED Digital
Type	LED Light Bar	Intensive Speed	10 Minutes
# of Bulbs	One - 3 Watt - 2 level	<b>Other</b>	
Light Dimmer	Yes	ADA Compliant	With Remote Control
<b>Grease Filters</b>		Remote Control	Purchase Separately
Filter Type	Mesh	Fixed Wiring Box	Yes
Dishwasher Safe	Yes		
Filter Wash Alarm	Yes		



This beautiful stainless steel Cylindra wall hood features energy-saving LED lighting to illuminate the cooktop below.

Alongside four extraction settings, the Cylindra also includes an intensive speed function to boost extraction power. The Perimeter Aspiration technology helps to reduce the hood's noise and increase extraction efficiency.



# CYLINDRA



MODEL	FUN	SIZE/MATERIAL	MOTOR CLASS
-------	-----	---------------	-------------

CYLN15SS600	335.0598.084	15" Stainless Steel	600 CFM PRO
-------------	--------------	---------------------	-------------

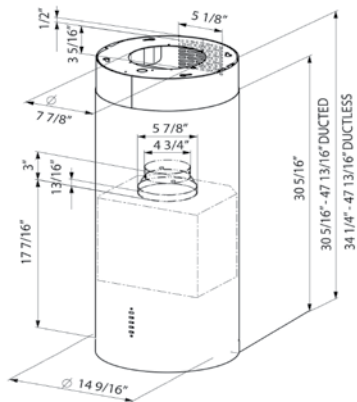
FEATURES		PERFORMANCE		ACCESSORIES
<b>Dimensions</b>		<b>Motor</b>		<b>FILTER2</b> Charcoal Filter Kit  <b>CFMRED</b> CFM Reducer Kit 300 CFM  <b>CFMRED2</b> CFM Reducer Kit 400 CFM  <b>REMORIG</b> Wireless Remote Control  <b>MUDAMPER6</b> 6" Make-up Air Kit  <b>MUDAMPER8</b> 8" Make-up Air Kit
Ceiling Height	See page 148	No. of Fan Speeds	4	
<b>Ducting</b>		Motor Class	PRO 600 Metal Impellers	
Type	Ducted/Ductless with FILTER2	Perimeter Aspiration	Yes	
Duct Size	Vari-Duct 6" Round Top	<b>Display</b>		
<b>Lighting</b>		Controls	LED Digital	
Type	Energy-Efficient LED	Intensive Speed	10 Minutes	
# of Bulbs	Two - 1 Watt - 2 level	<b>Other</b>		
<b>Grease Filters</b>		ADA Compliant	With Remote Control	
Filter Type	Mesh	Remote Control	Purchase Separately	
Dishwasher Safe	Yes	Fixed Wiring Box	Yes	
Anti-Pollution Mode	24 Hour			
Filter Wash Alarm	Yes			

144 / FABER



With a cylindrical body which is mounted directly to the ceiling, the Cylindra Isola is a slim line, modern design cooker hood that is perfect for island kitchen designs.

Two LED lights are fitted to the hood to light up the cooktop perfectly and a remote control is available as an accessory to provide maximum ease of use.



# CYLINDRA ISOLA

MODEL	FUN	SIZE/MATERIAL	MOTOR CLASS
-------	-----	---------------	-------------

CYLNIS15SS600	335.0598.085	15" Stainless Steel	600 CFM PRO
---------------	--------------	---------------------	-------------

FEATURES		PERFORMANCE		ACCESSORIES
<b>Dimensions</b>		<b>Speed</b>		<b>FILTER2</b> Charcoal Filter Kit  <b>CFMRED</b> CFM Reducer Kit 300 CFM  <b>CFMRED2</b> CFM Reducer Kit 400 CFM  <b>REMORIG</b> Wireless Remote Control  <b>MUDAMPER6</b> 6" Make-up Air Kit  <b>MUDAMPER8</b> 8" Make-up Air Kit
Ceiling Height	See page 148	No. of Fan Speeds	4	
<b>Ducting</b>		Motor Class	PRO 600 Metal Impellers	
Type	Ducted/Ductless with FILTER2	Perimeter Aspiration	Yes	
Duct Size	Vari-Duct 6" Round Top	<b>Display</b>		
<b>Lighting</b>		Controls	LED Digital	
Type	Energy-Efficient LED	Intensive Speed	10 Minutes	
# of Bulbs	Two - 1 Watt - 2 level	<b>Other</b>		
<b>Grease Filters</b>		ADA Compliant	With Remote Control	
Filter Type	Mesh	Remote Control	Purchase Separately	
Dishwasher Safe	Yes	Fixed Wiring Box	Yes	
Anti-Pollution Mode	24 Hour			
Filter Wash Alarm	Yes			

FABER / 14



FABER FACTS

ACCESSORY GUIDE

Model #	Item Description	Includes	Models Compatible with
BACK30	Backsplash 30"	Telescoping backsplash and hardware	Breva Pro 30" ONLY
BACK36	Backsplash 36"	Telescoping backsplash and hardware	Breva Pro 36" ONLY
BACK48	Backsplash 48"	Telescoping backsplash and hardware	Breva Pro 48" ONLY
CFMRED	Cfm Reducer Kit	Reducer	Camino Pro, Chloe, Cylindra, Cylindra Isola, Diamante, Scirocco Plus, Scirocco Lux,
CFMRED2	Cfm Reducer Kit	Reducer	Camino Pro, Chloe, Cylindra, Cylindra Isola, Diamante, Scirocco Plus, Scirocco Lux,
CHIM2224	SS Chimney Kit 36" - 8 - 9 feet	Chimney And Hardware	Camino Pro 36 ONLY
CHIM2248	SS Chimney Kit 36" - 9 - 11 feet	Chimney And Hardware	Camino Pro 36 ONLY
CHIM3424	SS Chimney Kit 48" - 8 - 9 feet	Chimney And Hardware	Camino Pro 48 ONLY
CHIM3448	SS Chimney Kit 48" - 9 - 11 feet	Chimney And Hardware	Camino Pro 48 ONLY
CHIMCHBK	Black Chimney Kit	Chimney And Hardware	Chloe BK
DUCT2	Ductless Kit	Chimney, Diverter, Vent Grids, Charcoal	Dama Isola, Glassy Isola
DUCT4	Ductless Kit	Charcoal, Diverter	Dama, Stilo, Stilo Glass, Tratto
DUCT5	Ductless Kit	Charcoal, Diverter	Nova Pro
DUCTCLPL	Ductless Kit	Charcoal, Diverter	Classica Plus, Tender
DUCTDIAM	Ductless Kit	Chimney, Diverter, Grids, Charcoal	Diamante
DUCTGRT304	Ductless Vent Grate Recirc. Kit 30" (adds 4" Height)	Ductless Grate, Charcoal Filters, Hardware	Breva Pro 30" ONLY
DUCTGRT364	Ductless Vent Grate Recirc. Kit 36" (adds 4" Height)	Ductless Grate, Charcoal Filters, Hardware	Breva Pro 36" ONLY
DUCTSCIR	Ductless Kit	Transition Box, Kick Plate, Charcoal	Scirocco Lux, Scirocco Plus
FILTER1	Charcoal Filter	Charcoal	Camino Pro, Chloe, Classica Plus, Cristal, Inca HC, Inca SD, Inca In Light, Inca Lux, Inca Lux Plus, Inca Pro 18, Inca Pro Plus, Inca Smart SS, High-Light, Nova Pro,Stratus, Tender, Zoom
FILTER1LL2	Long Lasting Charcoal Filter	Charcoal	Camino Pro, Chloe, Classica Plus, Cristal, Inca HC, Inca SD, Inca In Light, Inca Lux, Inca Lux Plus, Inca Pro 18, Inca Pro Plus, Inca Smart SS, High-Light, Nova Pro,Stratus, Tender, Zoom
FILTER2	Charcoal Filter	Charcoal	Cylindra, Cylindra Isola, Dama, Dama Isola, Diamante, Glassy Isola, Stilo, Stilo Glass, Tratto
FILTER4	Charcoal Filter	Charcoal	Inca Smart GR / SS 240 cfm
FILTER5	Charcoal Filter	Charcoal	Levante G, Levante 2, Tivano
FILTER6	Charcoal Filter	Charcoal	Breva Pro
FILTER7	Charcoal Filter Round Flexa	Charcoal	Flexa
FILTER8	Charcoal Filter Levante E	Charcoal	Levante E
FLANGE10	Duct Plate	10" Duct plate	High-Light, Scirocco Lux, Scirocco Plus, Stratus
FLANGE3	3 ¼" x 10" transition	10" Round to 3 ¼" x 10" Rectangle Flange	High-Light, Scirocco Lux, Scirocco Plus, Stratus
HIGH2	High Ceiling Chimney Kit	1 Tall Upper Chimney And Internal Structure	Dama Isola, Glassy Isola

FABER FACTS

ACCESSORY GUIDE

Model #	Item Description	Includes	Models Compatible with
HIGH3	High Ceiling Chimney Kit	2 Tall Chimneys	Dama, Nova Pro, Stilo, Stilo Glass, Tratto
HIGHCLPL	High Ceiling Chimney Kit	2 Tall Chimneys	Classica Plus
HIGHDIAM	High Ceiling Chimney Kit	1 Tall Upper Chimney	Diamante
HIGHTNDR	High Ceiling Chimney Kit	1 Tall Upper Chimney	Tender
INLBKIT	In-Line Blower Kit	10" Duct Plate With Wiring Box	Inca Pro Plus
LINE30ST	Standard Liner 30"	Liner With Hardware	Inca HC 29 , Inca In Light 28, Inca Lux 28, Inca Lux Plus, Inca SD 29, Inca Smart 28
LINE36PT	Pro Liner 36"	Liner With Hardware	Inca HC 35 ,Inca In Light 35, Inca Lux 35, Inca SD 35
LINE36ST	Standard Liner 36"	Liner With Hardware	Inca HC 29 ,Inca In Light 28, Inca Lux 28, Inca Lux Plus, Inca SD 29, Inca Smart 28
LINSPT301228	Self Supporting Liner 30" x 12"	30" wide self supporting liner with hardware (check model compatibility)	Inca Smart 28 , Inca In Light 28, Inca Lux 28, Inca Lux Plus
LINSPT361228	Self Supporting Liner 30" x 12"	36" wide self supporting liner with hardware (check model compatibility)	Inca Smart 28 , Inca In Light 28, Inca Lux 28, Inca Lux Plus
MUDAMPER10	10" Make Up Air Damper	Damper, Switch And Transformer	Breva Pro, High-Light, Inca Pro 18, Inca Pro Plus, Scirocco Lux, Scirocco Plus, Stratus, Camino Pro
MUDAMPER6	6" Make Up Air Damper	Damper, Switch And Transformer	Camino Pro, Chloe, Classica Plus, Cristal, Cylindra, Cylindra Isola, Dama, Dama Isola, Diamante, Glassy Isola, High-Light, Inca HC, Inca In Light, Inca Lux, Inca Lux Plus, Inca SD, Inca Pro Plus, Nova Pro,Scirocco Lux, Scirocco Plus, Stilo, Stilo Glass, Stratus, Tender, Tratto,
MUDAMPER8	8" Make Up Air Damper	Damper, Switch And Transformer	Breva Pro, Camino Pro, Chloe, Classica Plus, Cristal, Cylindra, Cylindra Isola, Dama, Dama Isola, Diamante, Glassy Isola, High-Light, Inca HC, Inca In Light, Inca Lux, Inca Lux Plus, Inca SD, Inca Pro Plus, Nova Pro, Scirocco Lux, Scirocco Plus, Stilo, Stilo Glass, Stratus, Tender, Tratto
REMORIG	Wireless Remote Control	Remote Control	Breva Pro, Chloe, Classica Plus, Cylindra, Cylindra Isola, Dama, Dama Isola, Glassy Isola, Inca HC, Inca Lux, Inca Lux Plus, Inca Pro 18, Inca SD, Levante II, Nova Pro, Scirocco Lux, Stilo, Stilo Glass, Tender, Tivano, Tratto
TELEPRO30	Telescopic Chimney Kit 30"	(2) Telescopic chimneys and hardware	Breva Pro 30" ONLY
TELEPRO36	Telescopic Chimney Kit 36"	(2) Telescopic chimneys and hardware	Breva Pro 36" ONLY
TELEPRO48	Telescopic Chimney Kit 48"	(2) Telescopic chimneys and hardware	Breva Pro 48" ONLY
WIREBOX	Fixed Wiring Box	Wiring Box With Hood Cabling	Classica Plus, Cristal, Dama, Inca HC, Inca Lux, Inca Lux Plus, Inca In Light, Inca Pro 18, Inca SD, Inca Smart, Nova Pro, Stilo, Stilo Glass, Tender, Tratto
WIREBOX2	Fixed Wiring Box	Wiring Box With Hood Cabling	Breva Pro ONLY
WIREBOX3	Fixed Wiring Box	Wiring Box With Hood Cabling	Inca Lux, Inca Lux Plus
WIREBOXSCLX	Fixed Wire Box (Rb Only)	Wiring Box With Hood Cabling	Scirocco Lux

CEILING MINIMUM / MAXIMUM HEIGHTS

INDEX

	Ducted Minimum 24" OFF	Ducted Maximum 30" OFF	Recirculating Minimum 24" OFF	Recirculating Maximum 30" OFF	High Ceiling Minimum 24" OFF	High Ceiling Maximum 30" OFF
WALL CHIMNEY						
Breva Pro 11 *	6' 11"	8' 4"	6' 11"	8' 4"	N/A	N/A
Breva Pro 18 *	7' 6"	8' 11"	7' 6"	8' 11"	N/A	N/A
Chloe*	7' 2 3⁄8"	8' 8 3⁄16"	7' 2 3⁄8"	8' 8 3⁄16"	N/A	N/A
Camino 24" tall *	7' 7"	8' 11 7⁄8"	7' 7"	8' 11 7⁄8"	N/A	N/A
Camino 48" tall *	8' 1"	10' 11 7⁄8"	8' 1"	10' 11 7⁄8"	N/A	N/A
Classica Plus	7' 5 5⁄16"	9' 5 1⁄4"	7' 9 1⁄16"	9' 5 1⁄4"	8' 11 1⁄16"	11' 8 1⁄16"
Cylindra	7' 11 1⁄16"	8' 5 1⁄16"	7' 11 1⁄16"	8' 5 1⁄16"	N/A	N/A
Dama	7' 2 5⁄16"	9' 1⁄16"	7' 7 1⁄16"	9' 1⁄16"	9' 1 9⁄16"	11' 2 5⁄8"
Diamante	7' 5 3⁄4"	8' 9 3⁄4"	7' 11 3⁄8"	8' 10 1⁄2"	9' 4 3⁄8"	10' 8 5⁄8"
Nova Pro	7' 5"	8' 11 3⁄8"	7' 5"	8' 11 3⁄8"	9' 3⁄8"	11' 8 7⁄8"
Stilo	7' 8 1⁄16"	9' 3⁄4"	7' 8 1⁄16"	9' 3⁄4"	8' 9 3⁄8"	11' 3⁄16"
Stilo Glass	7' 8 1⁄16"	9' 3⁄4"	7' 8 1⁄16"	9' 3⁄4"	8' 9 3⁄8"	11' 3⁄16"
Tender	7' 7 1⁄2"	9' 10 3⁄4"	8' 2 3⁄16"	9' 10 3⁄4"	9' 6 1⁄16"	11' 3 1⁄16"
Tratto	7' 8 1⁄8"	9' 3⁄16"	7' 8 1⁄8"	9' 3⁄16"	8' 8 1⁄16"	11' 3⁄16"
ISLAND CHIMNEY						
Cylindra Isola	7' 6 5⁄16"	8' 11 13⁄16"	7' 10 1⁄4"	8' 11 13⁄16"	N/A	N/A
Dama Isola	7' 8 1⁄4"	9' 3"	8' 5⁄8"	9' 3"	10' 3⁄16"	10' 10 1⁄8"

	Ducted Minimum 35" OFF	Ducted Maximum 72" OFF	Recirculating Minimum 35" OFF	Recirculating Maximum 72" OFF	High Ceiling Minimum N/A	High Ceiling Maximum N/A
CEILING HOOD						
High-Light Isola	5' 11"	9' 0"	5' 11"	9' 0"	N/A	N/A
Stratus Isola	5' 11"	9' 0"	5' 11"	9' 0"	N/A	N/A

**NOTE:** all minimums at 24" off the stove, maximums at 30" off the stove (except ceiling hoods)  
**NOTE:** \*Chloe & Camino includes Chimney Duct Cover Accessory (sold separately)  
**NOTE:** Island Hoods can be adjusted to lower min. Refer to specific model's U&C Guide.  
**NOTE:** For planning purposes only, see install instructions for final heights

Part #	Page
AXP250	91, 95, 107, 134, 135
BACK30	39, 41
BACK36	39, 41
BACK48	39
BREV301SS600	41
BREV308SS600	39
BREV361SS600	41
BREV368SS600	39
BREV48SS1200	39
CAPR36SS1200	51
CAPR36SS600	51
CAPR48SS1200	51
CFMRED	51, 69, 134, 135, 143, 144, 145
CFMRED2	51, 69, 134, 135, 143, 144, 145
CHIM2224	51
CHIM2248	51
CHIM3424	51
CHIM3448	51
CHIMCHBK	143
CHLO28BK600	143
CHLO36BK600	143
CLPL30SSV2	81
CLPL36SSV2	81
CRIS30SS300	131
CRIS30SS400	131
CRIS30SS600	131
CRIS36SS300	131
CRIS36SS400	131
CRIS36SS600	131
CYLN15SS600	144
CYLNIS15SS600	145
DAMA30SSV2	73
DAMA36SSV2	73
DAMAI36SSV	97
DIAM30SS	69
DIAM36SS	69
DUCT2	97
DUCT4	65, 67, 73, 83
DUCT5	77
DUCTCLPL	81, 82
DUCTDIAM	69
DUCTGRT304	39, 41
DUCTGRT364	39, 41
DUCTSCIR	134, 135

Part #	Page
FILTER1	51, 77, 81, 82, 91, 95, 102, 103, 107, 113, 117, 122, 123, 124, 131, 141, 143
FILTER1LL2	51, 77, 81, 82, 91, 95, 102, 103, 107, 113, 117, 122, 123, 124, 131, 141, 143
FILTER2	65, 67, 69, 73, 83, 97, 144, 145
FILTER4	124, 125
FILTER5	47, 55, 56
FILTER6	39, 41
FILTER7	130
FILTER8	57
FLANGE10	91, 95, 134, 135
FLANGE3	91, 95, 134, 135
FLEX24SS300	130
FLEX30SS300	130
HIGH2	97
HIGH3	65, 67, 73, 77, 83
HIGHCLPL	81
HIGHDIAM	69
HIGHTNDR	82
HILTIS36SSNB	95
HILTIS36WHNB	95
IB1200	107
IB300	91, 95, 107
IB400	91, 95, 107
IB600	91, 95, 107
IB600PR	39
IBDD600-B	134, 135
INHC29SSV	103
INHC35SSV	103
INLBKIT	107
INLP28SSV	122
INLT21SSV	117
INLT28SSV	117
INLT35SSV	117
INLX21SSV2	123
INLX28SSV2	123
INLX35SSV2	123
INPL3019SSNB-B	107
INPL32SS1200	113
INPL3619SSNB-B	107
INPL3622SSNB-B	107

Part #	Page
INPL4219SSNB-B	107
INPL44SS1200	113
INPL4819SSNB-B	107
INPL4822SSNB-B	107
INS29SSV	102
INS235SSV	102
INSM21GR240	125
INSM28GR240	125
INSP28SS240	124
INSP28SS400	124
INSP28SS600	124
LEVE24SS200	57
LEVE24WH200	57
LEVE30SS200	57
LEVE30WH200	57
LEV24SS300	56
LEV30SS300	56
LEV230SS395	55
LEV236SS395	55
LINE30ST	102, 103, 117, 122, 123, 124, 125
LINE36PT	102, 103, 117, 123
LINE36ST	102, 103, 117, 122, 123, 124, 125
LINSPT301228	117, 122, 123, 124, 125
LINSPT361228	117, 122, 123, 124, 125
MUDAMPER10	39, 51, 91, 95, 107, 113, 134, 135, 143
MUDAMPER6	51, 65, 67, 69, 73, 77, 81, 82, 83, 91, 95, 97, 102, 103, 107, 117, 122, 123, 131, 134, 135, 143, 144, 145
MUDAMPER8	39, 41, 51, 65, 67, 69, 73, 77, 81, 82, 83, 91, 95, 97, 102, 103, 107, 117, 122, 123, 131, 134, 135, 143, 144, 145
NOPR30SSV	77
NOPR36SSV	77
RB1200	91, 95, 107, 134, 135
RB900	91, 95, 107, 134, 135
REMORIG	39, 41, 47, 55, 65, 67, 73, 77, 81, 82, 83, 97, 102, 103, 113, 122, 123, 134, 143, 144, 145
SCIR3014SSNB-B	135
SCIR3614SSNB-B	135
SCLX3015BKNB-B	134



Part #	Page
SCLX3615BKNB-B	134
STGL30SSV	65
STGL36SSV	65
STIL24SSV2	67
STIL30SSV2	67
STIL36SSV2	67
STIL48SSV2	67
STRTIS36SSNB	91
STRTIS36WHNB	91
STRTIS48SSNB	91
STRTIS48WHNB	91
TELEPRO30	39, 41
TELEPRO36	39, 41
TELEPRO48	39
TEND30SSV	82
TEND36SSV	82
TRAT30SSV	83
TRAT36SSV	83
TVNO30SS395	47
TVNO36SS395	47
WIREBOX	65, 67, 73, 77, 81, 82, 83, 102, 103, 113, 117, 124, 131
WIREBOX2	39, 41
WIREBOX3	122, 123
WIREBOXSCLX	134
ZOOMIS16SS400-B	141

FRANKE HOME SOLUTIONS WARRANTY FOR FRANKE AND FABER BRANDED PRODUCT

EFFECTIVE MARCH 1, 2023

In the United States, Canada and Latin America, Franke warrants the Faber branded products from manufacturing defects in material and workmanship when purchased from a Franke or Faber Authorized Retailer pursuant to product-specific warranties detailed herein (each, a “Warranty” and collectively, the “Warranties”). The products must be properly installed, per Franke’s installation instructions, in their original installation, and used in normal indoor residential kitchen applications. Any products or components which have been modified or altered from their original intended condition will void the Warranty. The Franke Warranties for Faber branded products are limited to the original purchaser and are non-transferrable. These Warranties do not include products purchased from non-Authorized Retailers, products that are obsolete or discontinued, or products that were previous display models. All issues with installed products are considered warranty claims and not subject to the Return Policy. Franke reserves the right to inspect any Franke / Faber product reported to be defective pursuant to a Warranty claim and the original installation prior to providing a replacement product and/or component. All decisions are final. In no situation shall the liability of Franke exceed the amount of the original purchase price.

The Warranties do not cover, and Franke shall not be liable for, any damage to products or components resulting from misuse or abuse, accidental damages, normal wear such as scuffs, scratches or finish reduction/ fading, improper installation, abnormal usage, negligence, damage caused by improper maintenance or cleaning. Damage caused by impurities, corrosive chemicals or acts beyond Franke’s control are not covered by any Warranty. Service calls to correct the installation of a range hood, instructions on how to operate a range hood, to replace or repair house fuses or to correct house wiring or plumbing are not covered by any Warranty. Service calls to repair or replace range hood light bulbs, fuses or filters and these consumable part costs are also excluded from Warranty coverage. Installation not in accordance with electrical or plumbing codes or Franke / Faber documentation are not covered by any Warranty. Replacement parts or repair labor costs for units operated outside the United States, Canada or Latin America, including any non-UL or C-UL or non-NOM approved Franke / Faber range hoods are excluded from Warranty coverage. Expenses for travel and transportation for service in remote locations and pickup and delivery charges are not covered by any Warranty. Franke / Faber range hoods should always be serviced in the home in their original installation.

Franke / Faber product replacements do not include liability for project delays. Product replacements are not guaranteed to be exact replacements. If the original product is not available at the time of the warranty claim, at Franke’s option, the product replacements will be of similar size, material, and value. Any products or components which have been modified or altered, from its original intended condition will void the warranty.

The Warranties do not allow recovery of incidental or consequential damages such as loss of use, delay, property damage or other consequential damage, and Franke accepts no liability for such damages. Each Warranty is limited to the conditions set forth herein and to the applicable warranty period specified herein and is exclusive. EXCEPT FOR THE WARRANTIES SET FORTH HEREIN, FRANKE MAKES NO WARRANTY WHATSOEVER WITH RESPECT TO THE PRODUCTS, INCLUDING, BUT NOT LIMITED TO, (1) ANY WARRANTY OF MERCHANTABILITY, (2) WARRANTY OF FITNESS FOR A PARTICULAR PURPOSE, (3) WARRANTY OF TITLE, OR (4) WARRANTY AGAINST INFRINGEMENT OF INTELLECTUAL PROPERTY RIGHTS OF A THIRD PARTY, WHETHER EXPRESS OR IMPLIED BY LAW, COURSE OF DEALING, COURSE OF PERFORMANCE, USAGE OF TRADE OR OTHERWISE. LEGAL DISCLAIMER PLEASE READ CAREFULLY. Franke Kitchen Systems LLC provides the above information to you as a public service to our customers. By accessing and using this information, you agree to the following and to comply with all applicable laws. If you do not agree with these terms and conditions, do not use this information. While we try to keep the information current, changes may have occurred since its creation. Contact your Regional Manager or Customer Service to verify information regarding Franke Kitchen Systems LLC programs and their use by you.

# TERMS & CONDITIONS

**FRANKE / FABER RANGE HOOD LIMITED WARRANTY:**

Franke / Faber range hoods are warranted against any defect in materials or workmanship for the original purchaser for a period of two (2) years from the date of original purchase when used in standard residential indoor applications. This warranty covers labor and replacement parts. Franke, at its option, may repair or replace the product or components necessary to restore the product to good working condition.

This warranty supersedes all other warranties, expressed or implied. No employee, field sales representatives, or distribution persons are authorized to give any warranties on behalf of Franke Home Solutions North America, LLC.

To make an installed product warranty claim please contact Franke at the provided contact information below. All warranty claims must include the following for processing:

- 1. Proof of purchase from Franke or Faber Authorized Retailer
- 2. Original purchaser’s name, address (included city, state, zip), email address and phone number
- 3. Franke / Faber model and serial number
- 4. Date of installation
- 5. Description of the defect
- 6. Photos of the defect

**In North America and Latin America:**

Franke Home Solutions  
Attn: Warranty Department  
800 Aviation Parkway  
Smyrna, TN 37167  
HS-Warranty.US@Franke.com

Legal Entity:  
Franke Home Solutions North America, LLC





