

Fhiaba



FHIABA PRODUCT GUIDE 2020

PSB 
PACIFIC SPECIALTY BRANDS

FHIABA COLLECTIONS

X-PRO

The X-Pro series, characterized by the upper ventilation grille and tubular stainless steel handles, is designed for those who prefer a professional look. This series reflects the finest technological features distinctive to all models in the Fhiaba range.



INTEGRATED

Fhiaba developed the Integrated series models, equipped with unique technical solutions, which allow for complete integration of the product while maintaining the Fhiaba characteristics of space, functionality and superior design.

BRILLIANCE

The Brilliance series presents white painted aluminum interior walls that in combination with the powerful LED lighting system, creates a striking effect and a particularly bright and brilliant interior.



CONTENTS

4		X-PRO
10		INTEGRATED SERIES (SINGLE DRAWER)
18		INTEGRATED SERIES (DOUBLE DRAWER)
24		BRILLIANCE
34		ACCESSORIES
36		REASONS TO BUY A FHIABA
38		FHIABA WARRANTY
39		NOTES



X-PRO SERIES

X-PRO SERIES			
	FP30BI	FP36BI	FP24BWR
Outside Dimensions			
WIDTH	29 1/2 in	35 3/8 in	23 5/8 in
HEIGHT	83 1/2 in	83 1/2 in	83 1/2 in
DEPTH	25 in	25 in	25 in
WEIGHT NET	507 lbs	540 lbs	463 lbs
Niche Dimensions			
WIDTH	29 5/8 in	35 1/2 in	23 3/4 in
HEIGHT	84 in	84 in	84 in
DEPTH WITH DOOR	25 in	25 in	25 in
DOOR CLEARANCE	52 in	57 7/8 in	46 in
DOOR OPENING ANGLE	105°	105°	105°
Technical Specifications			
FRIDGE/WINE CELLAR CAPACITY	11.5 cu ft	14.5 cu ft	8.5 cu ft
TRIMODE COMPARTMENT CAPACITY	4 cu ft	4.8 cu ft	3 cu ft
BOTTLE CAPACITY	N/A	N/A	54 bottles

X-PRO SERIES



MODEL	HINGE	WIDTH	COLOUR
FP30BI-RS	Right	29 1/2"	Stainless Steel
FP30BI-LS	Left	29 1/2"	Stainless Steel

FEATURES

- Fridge compartment capacity: 11.5 cu. ft
- TriMode compartment capacity: 4 cu. ft
- Fridge compartment:
 - EvenLift Shelves: 2
 - Door Bins: 3
 - Drawers "Low Temp": 2
- TriMode compartment:
 - Large Drawers: 1
 - Inner Drawers: 1
- Humidity control
- LED Lighting
- TriPro with two compressors and three evaporators
- Equilance™ dual-movement patented hinge
- Total no frost
- Soft closing systems
- Three layers of protection
- Antibacterial stainless steel interiors
- Fresco drawers
- Evenlift™ shelves can be adjusted at any height of the fridge
- Ice maker
- Dimensions: W 29 1/2" D 25" H 83 1/2"
- Made in Italy

X-PRO SERIES



MODEL	HINGE	WIDTH	COLOUR
FP36BI-RS	Right	35 3/8"	Stainless Steel
FP36BI-LS	Left	35 3/8"	Stainless Steel

FEATURES

- Fridge compartment capacity: 14.5 cu. ft
- TriMode compartment capacity: 4.8 cu. ft
- Fridge compartment:
 - EvenLift Shelves: 2
 - Door Bins: 3
 - Drawers "Low Temp": 2
- TriMode compartment:
 - Large Drawers: 1
 - Inner Drawers: 1
- Humidity control
- LED Lighting
- TriPro with two compressors and three evaporators
- Equilance™ dual-movement patented hinge
- Total no frost
- Soft closing systems
- Three layers of protection
- Antibacterial stainless steel interiors
- Fresco drawers
- Evenlift™ shelves can be adjusted at any height of the fridge
- Ice maker
- Dimensions: W 35 3/8" D 25" H 83 1/2"
- Made in Italy

X-PRO SERIES



MODEL	HINGE	WIDTH	COLOUR
FP24BWR-RGS	Right	23 5/8"	Stainless Steel
FP24BWR-LGS	Left	23 5/8"	Stainless Steel



FEATURES

- Wine cellar capacity: 8.5 cu. ft
- TriMode compartment capacity: 3.0 cu. ft
- Bottle capacity: 54 bottles
- 3 bottle shelves in wine cellar compartment
- 6 bottle shelves in Riserva compartment
- TriMode compartment:
 - Large Drawers: 1
 - Inner Drawers: 1
- Humidity control
- Natural wood shelves
- Anti-vibration
- LED Lighting
- TriPro with two compressors and three evaporators
- Equilance™ dual-movement patented hinge
- Total no frost
- Soft closing systems
- Three layers of protection
- Antibacterial stainless steel interiors
- Fresco drawers
- Evenlift™ shelves can be adjusted at any height of the fridge
- Dimensions: W 23 5/8" D 25" H 83 1/2"
- Made in Italy





INTEGRATED SERIES (Single Drawer)

Integrated Series (Single Drawer)					
	FI24Bi	FI30Bi	FI36Bi	FI36BFi	FI24BWR
Outside Dimensions					
WIDTH	23 5/8 in	29 1/2 in	35 3/8 in	35 3/8 in	23 5/8 in
HEIGHT	83 1/2 in	83 1/2 in	83 1/2 in	83 1/2 in	83 1/2 in
DEPTH (without panel)	24 in	24 in	24 in	24 in	24 in
WEIGHT NET	364 lbs	430 lbs	474 lbs	529 lbs	386 lbs
Niche Dimensions					
WIDTH	23 3/4 in	29 5/8 in	35 1/2 in	35 1/2 in	23 3/4 in
HEIGHT	84 in	84 in	84 in	84 in	84 in
DEPTH	24 in	24 in	24 in	24 in	24 in
DOOR CLEARANCE	46 in	52 in	57 7/8 in	57 7/8 in	46 in
DOOR OPENING ANGLE	105°	105°	105°	105°	105°
Technical Specifications					
FRIDGE/WINE CELLAR CAPACITY	9 cu ft	11.5 cu ft	14.5 cu ft	13.5 cu ft	8.5 cu ft
TRIMODE COMPARTMENT CAPACITY	3.1 cu ft	4 cu ft	4.8 cu ft	4.8 cu ft	3 cu ft
BOTTLE CAPACITY	N/A	N/A	N/A	N/A	54 bottles

INTEGRATED SERIES



MODEL	HINGE	WIDTH	COLOUR
FI24Bi-RO	Right	23 5/8"	Integrated
FI24Bi-LO	Left	23 5/8"	Integrated

FEATURES

- Single door and one bottom drawer configuration with two electronically controlled temperature sections with three temperature zones
- Fridge compartment capacity: 9.0 cu. ft
- TriMode compartment capacity: 3.1 cu. ft
- Fridge compartment:
 - EvenLift Shelves: 2
 - Door Bins: 3
 - Drawers "Low Temp": 2
- TriMode compartment:
 - Large Drawers: 1
 - Inner Drawers: 1
- LED Lighting
- Equilance™ dual-movement patented hinge
- Total no frost
- Soft closing systems
- Three layers of protection
- Antibacterial stainless steel interiors
- Evenlift™ shelves can be adjusted at any height of the fridge
- Ice maker
- Water filter
- Vacation/shopping mode
- Dimensions: W 23 5/8" D (without panel) 24" H 83 1/2"
- Made in Italy

INTEGRATED SERIES



MODEL	HINGE	WIDTH	COLOUR
FI30Bi-RO	Right	29 1/2"	Integrated
FI30Bi-LO	Left	29 1/2"	Integrated

FEATURES

- Single door and one bottom drawer configuration with two electronically controlled temperature sections with three temperature zones
- Fridge compartment capacity: 11.5 cu. ft
- TriMode compartment capacity: 4.0 cu. ft
- Fridge compartment:
 - EvenLift Shelves: 2
 - Door Bins: 3
 - Drawers "Low Temp": 2
- TriMode compartment:
 - Large Drawers: 1
 - Inner Drawers: 1
- LED Lighting
- Equilance™ dual-movement patented hinge
- Total no frost
- Soft closing systems
- Three layers of protection
- Antibacterial stainless steel interiors
- Evenlift™ shelves can be adjusted at any height of the fridge
- Ice maker
- Water filter
- Vacation/shopping mode
- Dimensions: W 29 1/2" D (without panel) 24" H 83 1/2"
- Made in Italy

INTEGRATED SERIES



MODEL	HINGE	WIDTH	COLOUR
FI36Bi-RO	Right	35 3/8"	Integrated
FI36Bi-LO	Left	35 3/8"	Integrated

FEATURES

- Single door and one bottom drawer configuration with two electronically controlled temperature sections with three temperature zones
- Fridge compartment capacity: 14.5 cu. ft
- TriMode compartment capacity: 4.8 cu. ft
- Fridge compartment:
 - EvenLift Shelves: 2
 - Door Bins: 3
 - Drawers "Low Temp": 2
- TriMode compartment:
 - Large Drawers: 1
 - Inner Drawers: 1
- LED Lighting
- Equilance™ dual-movement patented hinge
- Total no frost
- Soft closing systems
- Three layers of protection
- Antibacterial stainless steel interiors
- Evenlift™ shelves can be adjusted at any height of the fridge
- Ice maker
- Water filter
- Vacation/shopping mode
- Dimensions: W 35 3/8" D (without panel) 24" H 83 1/2"
- Made in Italy

INTEGRATED SERIES

*Available in Canada Only



MODEL	HINGE	WIDTH	COLOUR
FI36BFi-RO	Right	35 3/8"	Integrated
FI36BFi-LO	Left	35 3/8"	Integrated

FEATURES

- Single door and one bottom drawer configuration with three independent electronically controlled temperature zones
- Fridge compartment capacity: 13.5 cu. ft
- TriMode compartment capacity: 4.8 cu. ft
- Fridge compartment:
 - EvenLift Shelves: 2 + 2
 - Door Bins: 3
- Fresco Compartment with Humidity Control:
 - Drawers: 2
- TriMode compartment:
 - Large Drawers: 1
 - Inner Drawers: 1
- LED Lighting
- Equilance™ dual-movement patented hinge
- Total no frost
- Soft closing systems
- Three layers of protection
- Antibacterial stainless steel interiors
- Evenlift™ shelves can be adjusted at any height of the fridge
- Ice maker
- Water filter
- Vacation/shopping mode
- Dimensions: W 35 3/8" D (without panel) 24" H 83 1/2"
- Made in Italy

INTEGRATED SERIES



MODEL	HINGE	WIDTH	COLOUR
FI24BWR-RGO	Right	23 5/8"	Integrated
FI24BWR-LGO	Left	23 5/8"	Integrated


FEATURES

- Single door and one bottom drawer configuration with three independent electronically controlled temperature zones
- Bottle capacity: 54 bottles
- Wine cellar capacity: 8.5 cu. ft
- TriMode compartment capacity: 3.0 cu. ft
- 6 bottle shelves in Riserva compartment with humidity control
- 3 bottle shelves in wine cellar
- TriMode compartment:
 - Large Drawers: 1
 - Inner Drawers: 1
- Three layers of protection
- Riserva
- Humidity control
- Anti-vibration
- TriPro with two compressors and three evaporators
- ProVent™ independent ventilation in each compartment
- LED Lighting
- Equilance™ dual-movement patented hinge
- Total no frost
- Soft closing systems
- Antibacterial stainless steel interiors
- Fresco drawers
- Evenlift™ shelves can be adjusted at any height of the fridge
- Vacation/shopping mode
- Dimensions: W 23 5/8" D (without panel) 24" H 83 1/2"
- Made in Italy





**INTEGRATED
SERIES
(Double Drawer)**

Integrated Series (Double Drawer)			
	FI30BDi	FI36BDi	FI30BDW-RGO
Outside Dimensions			
WIDTH	29 1/2 in	35 3/8 in	29 1/2 in
HEIGHT	83 1/2 in	83 1/2 in	83 1/2 in
DEPTH (without panel)	24 in	24 in	24 in
WEIGHT NET	430 lbs	474 lbs	452 lbs
Niche Dimensions			
WIDTH	29 5/8 in	35 1/2 in	29 5/8 in
HEIGHT	84 in	84 in	84 in
DEPTH	24 in	24 in	24 in
DOOR CLEARANCE	52 in	57 7/8 in	52 in
DOOR OPENING ANGLE	105°	105°	105°
Technical Specifications			
FRIDGE/WINE CELLAR CAPACITY	10.5 cu ft	12.8 cu ft	10.5 cu ft
TRIMODE COMPARTMENT CAPACITY	5.5 cu ft	6.7 cu ft	5.5 cu ft
BOTTLE CAPACITY	N/A	N/A	72 bottles

INTEGRATED SERIES



MODEL	HINGE	WIDTH	COLOUR
FI30BDi-RO	Right	29 1/2"	Integrated
FI30BDi-LO	Left	29 1/2"	Integrated

FEATURES

- Single door and two bottom drawers configuration with two electronically controlled temperature sections with two temperature zones
- Fridge compartment capacity: 10.5 cu. ft
- TriMode compartment capacity: 5.5 cu. ft
- Fridge compartment:
 - EvenLift Shelves: 3
 - Door Bins: 3
 - Drawers "Low Temp": 1
- TriMode compartment:
 - Large Drawers: 2
 - Inner Drawers: 1
- Humidity control
- LED Lighting
- Equilance™ dual-movement patented hinge
- Total no frost
- Soft closing systems
- Three layers of protection
- Antibacterial stainless steel interiors
- Evenlift™ shelves can be adjusted at any height of the fridge
- Ice maker
- Dimensions: W 29 1/2" D (without panel) 24" H 83 1/2"
- Made in Italy

INTEGRATED SERIES



MODEL	HINGE	WIDTH	COLOUR
FI36BDi-RO	Right	35 3/8"	Integrated
FI36BDi-LO	Left	35 3/8"	Integrated

FEATURES

- Single door and two bottom drawers configuration with two electronically controlled temperature sections with two temperature zones
- Fridge compartment capacity: 12.8 cu. ft
- TriMode compartment capacity: 6.7 cu. ft
- Fridge compartment:
 - EvenLift Shelves: 3
 - Door Bins: 3
 - Drawers "Low Temp": 1
- TriMode compartment:
 - Large Drawers: 2
 - Inner Drawers: 1
- Humidity control
- LED Lighting
- Equilance™ dual-movement patented hinge
- Total no frost
- Soft closing systems
- Three layers of protection
- Antibacterial stainless steel interiors
- Evenlift™ shelves can be adjusted at any height of the fridge
- Ice maker
- Dimensions: W 35 3/8" D (without panel) 24" H 83 1/2"
- Made in Italy

INTEGRATED SERIES



MODEL	HINGE	WIDTH	COLOUR
FI30BDW-RGO	Right	29 1/2"	Integrated
FI30BDW-LGO	Left	29 1/2"	Integrated





FEATURES

- Single door and two bottom drawers configuration with two electronically controlled temperature sections with two temperature zones
- Fridge compartment capacity: 10.5 cu. ft
- TriMode compartment capacity: 5.5 cu. ft
- 9 bottle shelves in wine cellar compartment
- TriMode compartment:
 - Large Drawers: 2
 - Inner Drawers: 1
- Humidity control
- Anti-vibration
- LED Lighting
- Equilance™ dual-movement patented hinge
- Total no frost
- Soft closing systems
- Three layers of protection
- Antibacterial stainless steel interiors
- Evenlift™ shelves can be adjusted at any height of the fridge
- Dimensions: W 29 1/2" D (without panel) 24" H 83 1/2"
- Made in Italy





BRILLIANCE
SERIES

Brilliance Series				
	BI30B BI30Bi	BI36B BI36Bi	BK130B BK130Bi	BK136B BK136Bi
Outside Dimensions				
WIDTH	29 1/2 in	35 3/8 in	29 1/2 in	23 3/8 in
HEIGHT	83 1/2 in	83 1/2 in	83 1/2 in	83 1/2 in
DEPTH	24 in (without panel)	24 in (without panel)	25 in (without handle)	25 in (without handle)
Niche Dimensions				
WIDTH	29 5/8 in	35 1/2 in	29 5/8 in	35 1/2 in
HEIGHT	84 in	84 in	84 in	84 in
DEPTH	24 in	24 in	25 in	25 in
DOOR CLEARANCE	50 5/8 in	56 1/2 in	50 5/8 in	56 1/2 in
DOOR OPENING ANGLE	105°	105°	105°	105°
Technical Specifications				
FRIDGE/WINE CELLAR CAPACITY	11.5 cu ft	13.5 cu ft	11.5 cu ft	13.5 cu ft
TRIMODE COMPARTMENT CAPACITY	4 cu ft	4.8 cu ft	4 cu ft	4.8 cu ft

BRILLIANCE SERIES

INTEGRATED NO ICE



MODEL	HINGE	WIDTH	COLOUR
BI30B-RO	Right	29 1/2"	Integrated
BI30B-LO	Left	29 1/2"	Integrated

FEATURES

- Fridge compartment capacity: 11.5 cu. ft
- TriMode compartment capacity: 4 cu. ft
- Fridge compartment:
 - EvenLift Shelves: 2
 - Door Shelves: 3
 - Drawers "Low Temp": 2
- TriMode compartment:
 - Large Drawers: 1
 - Inner Drawers: 1
- Total No Frost
- OptiView™ LED Lighting
- Equilance™ dual-movement patented hinge
- Double glass adjustable shelves
- Fully extendible low temp drawers
- Large TriMode drawer
- Fhiaba Access interactive menu
- Two compressors and two evaporators
- Digital control panel
- Soft closing system
- Dimensions: W 29 1/2" D (without panel) 24" H 83 1/2"
- Made in Italy

BRILLIANCE SERIES

INTEGRATED WITH ICE



MODEL	HINGE	WIDTH	COLOUR
BI30Bi-RO	Right	29 1/2"	Integrated
BI30Bi-LO	Left	29 1/2"	Integrated

FEATURES

- Fridge compartment capacity: 11.5 cu. ft
- TriMode compartment capacity: 4 cu. ft
- Fridge compartment:
 - EvenLift Shelves: 2
 - Door Shelves: 3
 - Drawers "Low Temp": 2
- TriMode compartment:
 - Large Drawers: 1
 - Inner Drawers: 1
- Total No Frost
- OptiView™ LED Lighting
- Equilance™ dual-movement patented hinge
- Double glass adjustable shelves
- Fully extendible low temp drawers
- Large TriMode drawer
- Fhiaba Access interactive menu
- Two compressors and two evaporators
- Digital control panel
- Soft closing system
- Ice Maker
- Dimensions: W 29 1/2" D (without panel) 24" H 83 1/2"
- Made in Italy

BRILLIANCE SERIES

INTEGRATED NO ICE



MODEL	HINGE	WIDTH	COLOUR
BI36B-RO	Right	35 3/8"	Integrated
BI36B-LO	Left	35 3/8"	Integrated

FEATURES

- Fridge compartment capacity: 13.5 cu. ft
- TriMode compartment capacity: 4.8 cu. ft
- Fridge compartment:
 - EvenLift Shelves: 2
 - Door Shelves: 3
 - Drawers "Low Temp": 2
- TriMode compartment:
 - Large Drawers: 1
 - Inner Drawers: 1
- Total No Frost
- OptiView™ LED Lighting
- Equilance™ dual-movement patented hinge
- Double glass adjustable shelves
- Fully extendible low temp drawers
- Large TriMode drawer
- Fhiaba Access interactive menu
- Two compressors and two evaporators
- Digital control panel
- Soft closing system
- Dimensions: W 35 3/8" D (without panel) 24" H 83 1/2"
- Made in Italy

BRILLIANCE SERIES

INTEGRATED WITH ICE



MODEL	HINGE	WIDTH	COLOUR
BI36Bi-RO	Right	35 3/8"	Integrated
BI36Bi-LO	Left	35 3/8"	Integrated

FEATURES

- Fridge compartment capacity: 13.5 cu. ft
- TriMode compartment capacity: 4.8 cu. ft
- Fridge compartment:
 - EvenLift Shelves: 2
 - Door Shelves: 3
 - Drawers "Low Temp": 2
- TriMode compartment:
 - Large Drawers: 1
 - Inner Drawers: 1
- Total No Frost
- OptiView™ LED Lighting
- Equilance™ dual-movement patented hinge
- Double glass adjustable shelves
- Fully extendible low temp drawers
- Large TriMode drawer
- Fhiaba Access interactive menu
- Two compressors and two evaporators
- Digital control panel
- Soft closing system
- Ice Maker
- Dimensions: W 35 3/8" D (without panel) 24" H 83 1/2"
- Made in Italy

BRILLIANCE SERIES

STAINLESS STEEL NO ICE



MODEL	HINGE	WIDTH	COLOUR
BKI30B-RO	Right	29 1/2"	Stainless Steel
BKI30B-LO	Left	29 1/2"	Stainless Steel

FEATURES

- Fridge compartment capacity: 11.5 cu. ft
- TriMode compartment capacity: 4 cu. ft
- Fridge compartment:
 - EvenLift Shelves: 2
 - Door Shelves: 3
 - Drawers "Low Temp": 2
- TriMode compartment:
 - Large Drawers: 1
 - Inner Drawers: 1
- Total No Frost
- OptiView™ LED Lighting
- Equilance™ dual-movement patented hinge
- Double glass adjustable shelves
- Fully extendible low temp drawers
- Large TriMode drawer
- Fhiaba Access interactive menu
- Two compressors and two evaporators
- Digital control panel
- Soft closing system
- Dimensions: W 29 1/2" D 25" H 83 1/2"
- Made in Italy

BRILLIANCE SERIES

STAINLESS STEEL WITH ICE



MODEL	HINGE	WIDTH	COLOUR
BKI30Bi-RO	Right	29 1/2"	Stainless Steel
BKI30Bi-LO	Left	29 1/2"	Stainless Steel

FEATURES

- Fridge compartment capacity: 11.5 cu. ft
- TriMode compartment capacity: 4 cu. ft
- Fridge compartment:
 - EvenLift Shelves: 2
 - Door Shelves: 3
 - Drawers "Low Temp": 2
- TriMode compartment:
 - Large Drawers: 1
 - Inner Drawers: 1
- Total No Frost
- OptiView™ LED Lighting
- Equilance™ dual-movement patented hinge
- Double glass adjustable shelves
- Fully extendible low temp drawers
- Large TriMode drawer
- Fhiaba Access interactive menu
- Two compressors and two evaporators
- Digital control panel
- Soft closing system
- Ice Maker
- Dimensions: W 29 1/2" D 25" H 83 1/2"
- Made in Italy

BRILLIANCE SERIES

STAINLESS STEEL NO ICE



MODEL	HINGE	WIDTH	COLOUR
BKI36B-RO	Right	35 3/8"	Stainless Steel
BKI36B-LO	Left	35 3/8"	Stainless Steel

FEATURES

- Fridge compartment capacity: 13.5 cu. ft
- TriMode compartment capacity: 4.8 cu. ft
- Fridge compartment:
 - EvenLift Shelves: 2
 - Door Shelves: 3
 - Drawers "Low Temp": 2
- TriMode compartment:
 - Large Drawers: 1
 - Inner Drawers: 1
- Total No Frost
- OptiView™ LED Lighting
- Equilance™ dual-movement patented hinge
- Double glass adjustable shelves
- Fully extendible low temp drawers
- Large TriMode drawer
- Fhiaba Access interactive menu
- Two compressors and two evaporators
- Digital control panel
- Soft closing system
- Dimensions: W 35 3/8" D 25" H 83 1/2"
- Made in Italy

BRILLIANCE SERIES

STAINLESS STEEL WITH ICE



MODEL	HINGE	WIDTH	COLOUR
BKI36Bi-RO	Right	35 3/8"	Stainless Steel
BKI36Bi-LO	Left	35 3/8"	Stainless Steel

FEATURES

- Fridge compartment capacity: 13.5 cu. ft
- TriMode compartment capacity: 4.8 cu. ft
- Fridge compartment:
 - EvenLift Shelves: 2
 - Door Shelves: 3
 - Drawers "Low Temp": 2
- TriMode compartment:
 - Large Drawers: 1
 - Inner Drawers: 1
- Total No Frost
- OptiView™ LED Lighting
- Equilance™ dual-movement patented hinge
- Double glass adjustable shelves
- Fully extendible low temp drawers
- Large TriMode drawer
- Fhiaba Access interactive menu
- Two compressors and two evaporators
- Digital control panel
- Soft closing system
- Ice Maker
- Dimensions: W 35 3/8" D 25" H 83 1/2"
- Made in Italy

ACCESSORIES

X-PRO SERIES

MODEL	DESCRIPTION
KCLXB	Stainless "J" Trims for Stand Proud Installations
KCCIT	Joining Kit for X-PRO with one piece grill
KCCMT	Joining Kit for X-PRO for separate grills
PDR30-LGS	Glass door for 30" X-PRO Series , Left Swing
PDR30-RGS	Glass door for 30" X-PRO Series, Right Swing
PDR36-LGS	Glass door for 36" X-PRO Series, Left Swing
PDR36-RGS	Glass door for 36" X-PRO Series, Right Swing
FMX3036SSPL	Stainless Steel Side Panel for Left Hinge Models (FP30 & FP36) - can be installed at factory with special order
FMX3036SSPR	Stainless Steel Side Panel for Right Hinge Models (FP30 & FP36) - can be installed at factory with special order
FMX24SSPL	Stainless Steel Side Panel for Left Hinge Models (FP24) - can be installed at factory with special order
FMX24SSPR	Stainless Steel Side Panel for Right Hinge Models (FP24) - can be installed at factory with special order
XPRO120TOP	Kit for 24" + 24" Combo
XPRO135TOP	Kit for 24" + 30" Combo
XPRO150TOP	Kit for 30" + 30" Combo
XPRO165TOP	Kit for 36" + 30" Combo
XPRO180TOP	Kit for 36" + 36" Combo
XPRO210TOP	Kit for 30" + 30" + 30" or 24" + 30" + 36" Combo
B04000200	Anti Tilting (Extra Long)
KAC16	Anti Contensation Kit
RP00KP	Cleaning Kit
RP00PG	Ice Scoop

ACCESSORIES INTEGRATED SERIES

MODEL	DESCRIPTION
KCCITU	Joining Kit
PINOX599TU	24" Stainless Steel Panel Kit (Door & Drawer)
PINOX599TGU	24" Stainless Steel Panel Kit for Glass Door Models (Door & Drawer)
PINOX749TU	30" Stainless Steel Panel Kit (Door & Drawer)
PINOX749TGU	30" Stainless Steel Panel Kit for Glass Door Models (Door & Drawer)
PINOX749HU	30" Stainless Steel Panel Kit (Door & Two Drawers)
PINOX749HGU	30" Stainless Steel Panel Kit for Glass Door Models (Door & Two Drawers)
PINOX899TU	36" Stainless Steel Panel Kit (Door & Drawer)
PINOX899TGU	36" Stainless Steel Panel Kit for Glass Door Models (Door & Drawer)
PINOX899HU	36" Stainless Steel Panel Kit (Door & Two Drawers)
IDR30-LGS	30" Glass Door for Integrated Series, Left Swing
IDR30-RGS	30" Glass Door for Integrated Series, Right Swing
IDR36-LGS	36" Glass Door for Integrated Series, Left Swing
IDR36-RGS	36" Glass Door for Integrated Series, Right Swing
HO5	Horizontal Tubular Handle for 24" models
HO7	Horizontal Tubular Handle for 30" models
HO8	Horizontal Tubular Handle for 36" models
HV	Vertical Tubular Handle
B04000200	Anti Tilting (Extra Long)
KAC16	Anti Condensation Kit
KP7	Prosciutteria Kit for FI30BDW
RP00KP	Cleaning Kit
RP00PG	Ice Scoop

REASONS TO BUY A FHIABA X-PRO & INTEGRATED SERIES

Fhiaba Access Menu

User friendly, multi-language control for all appliance functions and settings via an elegant glass touch interface.

OptiView™ LED Lighting

LED lighting is used throughout the entire unit providing superior illumination while being energy efficient.

EvenLift™ Shelves

Shelves are secured within a patented sliding cantilever mechanism allowing for infinite height adjustment.

Sanisteel™ Interiors

Sanisteel™ is a non-brushed stainless steel finish in the fridge interior that enhances conductive cooling and has anti-bacterial benefits over brushed stainless steel. Micro-beaded stainless steel crisper drawers provide a lasting surface finish through a mechanical process to reach maximum resiliency and inhibit bacterial growth. Absence of sharp corners and interstices also simplifies cleaning. Need more convincing? Let your nose be the judge. Stainless steel does not off-gas like plastic resulting in a brand new fridge without that “new smell”. With more attention and research being given to allergies, chemical sensitivities and toxins in plastic; stainless steel is a comforting choice.

EquiLance™ Hinges

Patented hinge system with dual pivoting movement and self balancing roller will allow for as little as a 1/16” reveal and can hold a total weight up to 220 lbs.



TriMode™ Bottom Drawers

Total customization: convert your freezer into a fridge in spring and summer when local produce is readily available. Having a big party? Convert it into a Fresco™ cold zone for a night to provide additional storage for drinks and hors d'oeuvres.

ProVent™ Lateral Airflow

Independent ventilation in each compartment and an even distribution of the cold airflow allow for uniform temperatures ensuring better preservation conditions. This unique air circulation reduces temperature fluctuations when the door is opened.

Fresco™ Drawers

Exclusive to 1T models: A zone with two refrigerated drawers that maintains a temperature between -2°C to 2°C (28°F to 36°F) resulting in increased fresh food preservation. Humidity levels are automatically controlled by Fhiaba software mitigating the loss of moisture in fresh foods. These drawers ensure silent and soft closing. (In OT models these are non-adjustable “low temp” drawers.)

TriPro™ System

Exclusive to 1T models: Two compressors and three evaporators are the heart of Fhiaba's triple refrigeration system, which preserve each food product at dedicated temperatures. (Two compressors and two evaporators for OT models.)

Sustainability

90% of materials used in the units are recyclable. ProPerformance offers enhanced food preservation resulting in fewer trips to the market, resulting in a reduced carbon footprint.

REASONS TO BUY A FHIABA BRILLIANCE SERIES

Fhiaba Access Menu

Controlled with an elegant, user-friendly, glass touch pad. Select the desired humidity level, low medium or high.

OptiView™ LED Lighting

LED technology is used throughout the unit providing a superior, energy efficient lighting system.

White Interiors

White, easy to clean, painted aluminum interior.

TriMode™ Bottom Drawer

This versatile function allows for an extremely flexible management of the preservation environments. Use the drawer as a second fridge, Fresco or Freezer when entertaining.

Mechanical Components

Two compressors, two evaporators.



EquiLance™ Hinges

Patented hinge system with dual pivoting movement and self balancing roller will allow for as little as a 1/16" reveal and can hold a total weight up to 220 lbs.

ProVent™ Lateral Airflow

Independent ventilation in each compartment and an even distribution of the cold airflow allow for uniform temperatures ensuring better preservation conditions. This unique air circulation reduces temperature fluctuations when the door is opened.

One Low Temp Drawer

Extended preservation drawer with a dedicated refrigeration system to control humidity and temperature levels.

Sustainability

90% of materials used in the units are recyclable. ProPerformance offers enhanced food preservation resulting in fewer trips to the market, resulting in a reduced carbon footprint.

FHIABA PRODUCT WARRANTY FOR RESIDENTIAL USE ONLY

FULL TWO YEAR PRODUCT WARRANTY*

For two years from the original date of purchase, the Fhiaba product warranty covers all parts and labor to repair or replace, under normal residential use, any part of the product proving to be defective in materials or workmanship.

FULL FIVE YEAR SEALED SYSTEM

PRODUCT WARRANTY - PARTS AND LABOR**

For the first five years from the original date of installation, the Fhiaba product warranty will cover all parts and labor to repair or replace, under normal residential use, the compressor, condenser, evaporator, drier and all connecting tubing that prove to be defective in materials or workmanship.

LIMITED TWELVE YEAR SEALED SYSTEM

PRODUCT WARRANTY - PARTS ONLY

For the first twelve years from the original date of installation, the Fhiaba product warranty covers all parts that prove to be defective in materials or workmanship in the sealed system (parts only). The sealed system consists of the compressor, condenser, evaporator, drier and all connecting tubing.

For full details pertaining to the Fhiaba warranty, please refer to www.fhiaba.com

* Stainless steel doors, panels, product frames, and interior surfaces are covered by a limited 30-day parts only warranty for cosmetic defects.

** Replacement water filters are not covered by the product warranty.

NOTES

This image shows a single sheet of white paper with horizontal ruling lines. The lines are evenly spaced and run across the width of the page. There are no margins, text, or other markings on the paper.



T 877-430-5253 | F 877-434-4226

www.pacificspecialtybrands.com

7595 Lowland Drive, Burnaby, BC V5J 5L1

Order Desk

Ext. 100

salesdesk@pacificspecialtybrands.com

Service

Ext. 106

service@pacificspecialtybrands.com

Parts

Ext. 127

parts@pacificspecialtybrands.com